



THE UNIVERSITY *of*  
**TULSA**  
*Career Services*

## **First Destination Survey Report**

**2017 – 2018**

For Graduates Between August 2017 — May 2018

**Phillips 66 Career Services Center – Hardesty Hall**  
**[www.hireTUgrads.com](http://www.hireTUgrads.com)**

Shelly Holly, Director  
Art Tyndall, Assistant Director

---







# Table of Contents

<b>FIRST DESTINATION SURVEY REPORT .....</b>	<b>1</b>
EXECUTIVE SUMMARY.....	1
EXECUTIVE SUMMARY CONTINUED .....	2
THE UNIVERSITY OF TULSA – OVERALL STATISTICAL BREAKDOWN, 2017 – 2018 .....	3
THE UNIVERSITY OF TULSA – OVERALL HISTORICAL BREAKDOWN, 2014 – 2018.....	4
ON-CAMPUS RECRUITING OF 2017 – 2018 GRADUATES .....	5
ORGANIZATIONS HIRING 2017 – 2018 GRADUATES .....	7
GRADUATE/PROFESSIONAL SCHOOLS TO BE ATTENDED BY 2017 – 2018 GRADUATES.....	12
<b>HENRY KENDALL COLLEGE OF ARTS &amp; SCIENCES.....</b>	<b>13</b>
HENRY KENDALL COLLEGE OF ARTS & SCIENCES EXECUTIVE SUMMARY .....	15
HENRY KENDALL COLLEGE OF ARTS & SCIENCES – STATISTICAL BREAKDOWN, 2017 – 2018 .....	16
HENRY KENDALL COLLEGE OF ARTS & SCIENCES – HISTORICAL BREAKDOWN, 2014 – 2018.....	17
HENRY KENDALL COLLEGE OF ARTS & SCIENCES: EMPLOYERS WITH ON-CAMPUS RECRUITING.....	18
HENRY KENDALL COLLEGE OF ARTS & SCIENCES: HIRING EMPLOYERS .....	19
HENRY KENDALL COLLEGE OF ARTS & SCIENCES: GRADUATE/PROFESSIONAL SCHOOLS .....	20
UNDERGRADUATE PROGRAM OUTCOMES BY MAJOR .....	21
GRADUATE PROGRAM OUTCOMES BY MAJOR.....	39
<b>COLLINS COLLEGE OF BUSINESS .....</b>	<b>49</b>
COLLINS COLLEGE OF BUSINESS EXECUTIVE SUMMARY.....	51
COLLINS COLLEGE OF BUSINESS – STATISTICAL BREAKDOWN, 2017 – 2018 .....	52
COLLINS COLLEGE OF BUSINESS – HISTORICAL BREAKDOWN, 2014 – 2018 .....	53
COLLINS COLLEGE OF BUSINESS: EMPLOYERS WITH ON-CAMPUS RECRUITING .....	54
COLLINS COLLEGE OF BUSINESS: HIRING EMPLOYERS.....	55
COLLINS COLLEGE OF BUSINESS: GRADUATE/PROFESSIONAL SCHOOLS.....	57
UNDERGRADUATE AND GRADUATE PROGRAM OUTCOMES BY MAJOR.....	59
OUTCOMES FOR THE COLLINS COLLEGE OF BUSINESS BY MAJOR .....	59
MAY BE REQUESTED FROM THE BUSINESS CAREER CENTER .....	59
<b>COLLEGE OF ENGINEERING &amp; NATURAL SCIENCES .....</b>	<b>61</b>
COLLEGE OF ENGINEERING & NATURAL SCIENCES EXECUTIVE SUMMARY .....	63
COLLEGE OF ENGINEERING & NATURAL SCIENCES – STATISTICAL BREAKDOWN, 2017 – 2018 .....	64
COLLEGE OF ENGINEERING & NATURAL SCIENCES – HISTORICAL BREAKDOWN, 2014 – 2018.....	65
COLLEGE OF ENGINEERING & NATURAL SCIENCES: EMPLOYERS WITH ON-CAMPUS RECRUITING.....	66
COLLEGE OF ENGINEERING & NATURAL SCIENCES: HIRING EMPLOYERS .....	67
COLLEGE OF ENGINEERING & NATURAL SCIENCES: GRADUATE/PROFESSIONAL SCHOOLS .....	69
UNDERGRADUATE PROGRAM OUTCOMES BY MAJOR .....	71
GRADUATE PROGRAM OUTCOMES BY MAJOR.....	87
<b>OXLEY COLLEGE OF HEALTH SCIENCES.....</b>	<b>103</b>
OXLEY COLLEGE OF HEALTH SCIENCES EXECUTIVE SUMMARY .....	105
OXLEY COLLEGE OF HEALTH SCIENCES – STATISTICAL BREAKDOWN, 2017 – 2018 .....	106
OXLEY COLLEGE OF HEALTH SCIENCES – HISTORICAL BREAKDOWN, 2014 – 2018.....	107
OXLEY COLLEGE OF HEALTH SCIENCES: EMPLOYERS WITH ON-CAMPUS RECRUITING.....	108
OXLEY COLLEGE OF HEALTH SCIENCES: HIRING EMPLOYERS .....	109
OXLEY COLLEGE OF HEALTH SCIENCES: GRADUATE/PROFESSIONAL SCHOOLS .....	109
UNDERGRADUATE PROGRAM OUTCOMES BY MAJOR .....	111
GRADUATE PROGRAM OUTCOMES BY MAJOR.....	115
<b>INTER-DISCIPLINARY GRADUATE DEGREES.....</b>	<b>119</b>
INTER-DISCIPLINARY GRADUATE DEGREES EXECUTIVE SUMMARY .....	121
INTER-DISCIPLINARY GRADUATE DEGREES – STATISTICAL BREAKDOWN, 2017 – 2018 .....	122
INTER-DISCIPLINARY GRADUATE DEGREES: HIRING EMPLOYERS.....	122
PROGRAM OUTCOMES BY MAJOR .....	123

---



# FIRST DESTINATION SURVEY REPORT

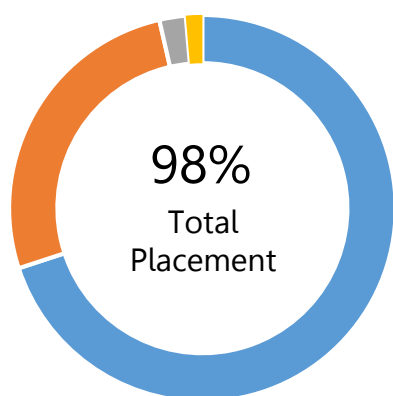
## Executive Summary

### Career Outcome and Employment Rates for the 2017 – 2018 Year

A total of 1104 students graduated from The University of Tulsa between August 2017 and May 2018. The Office of Career Services acquired first-destination career outcomes for 972 (88%) of the students. Our knowledge indicated that of the 972 graduates with career outcomes, 644 (66%) had accepted employment, 37 (4%) were seeking employment, 262 (27%) were seeking further education, and 29 (3%) were taking time off. This results in the total placement of 935 (96%) students.

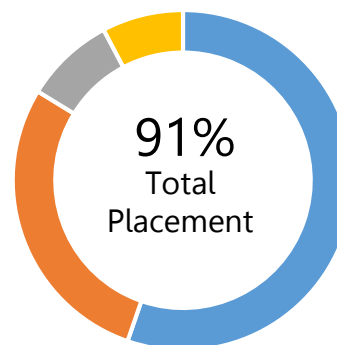
Note: “Total Placement” has been classified as students who are achieving their goal upon graduation. This includes students who have accepted employment, students who are continuing their education, and students who chose to take time off for a variety of reasons. The term “Total Placement” only excludes those students who are still seeking employment six months after graduation (i.e. “Still Seeking”).

726 US Graduates Reporting



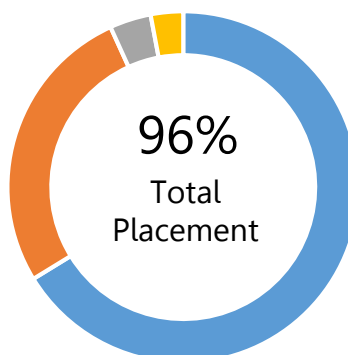
■ Employed (70%) ■ Grad School (26%)  
■ Still Seeking (2%) ■ Time Off (1%)

246 International Graduates Reporting



■ Employed (55%) ■ Grad School (28%)  
■ Still Seeking (9%) ■ Time Off (8%)

2017 - 2018 Total Graduate Career Outcomes (n = 972)

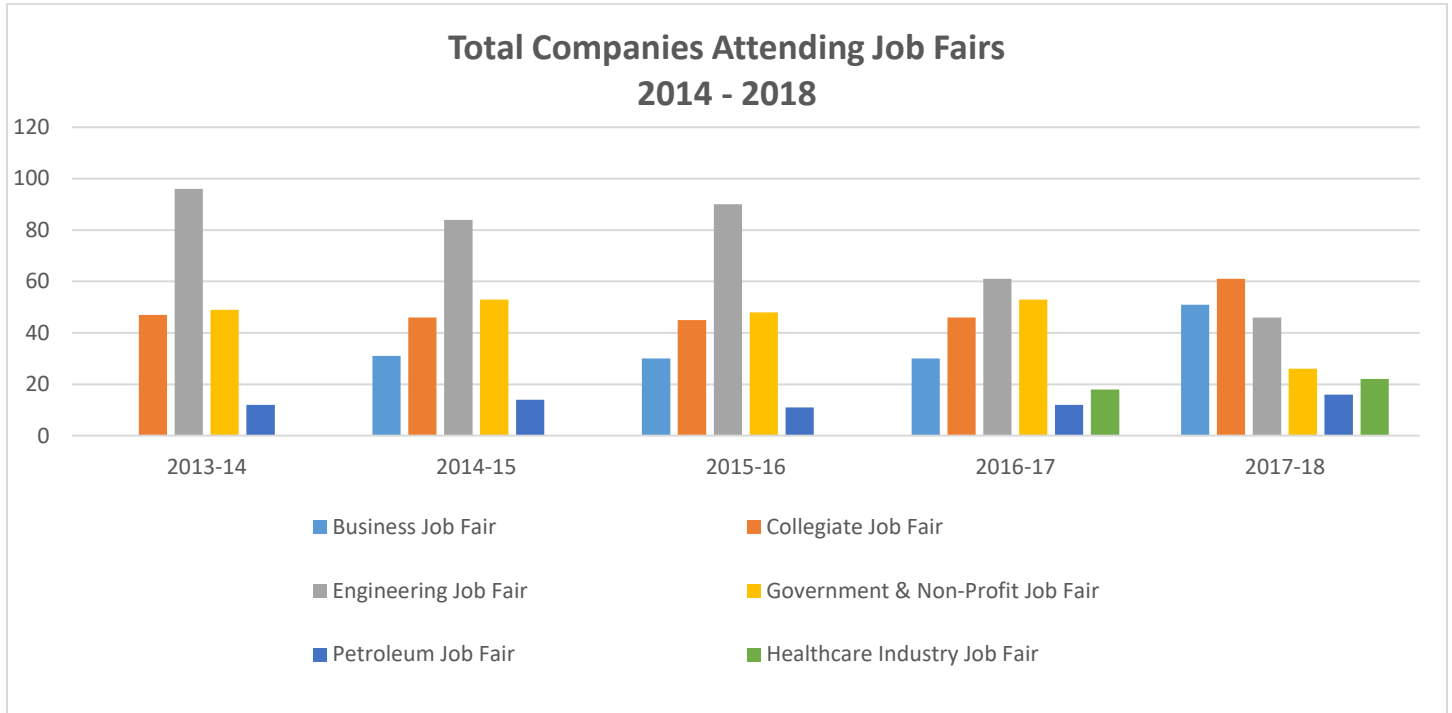


■ Employed (66%) ■ Grad School (27%) ■ Still Seeking (4%) ■ Time Off (3%)

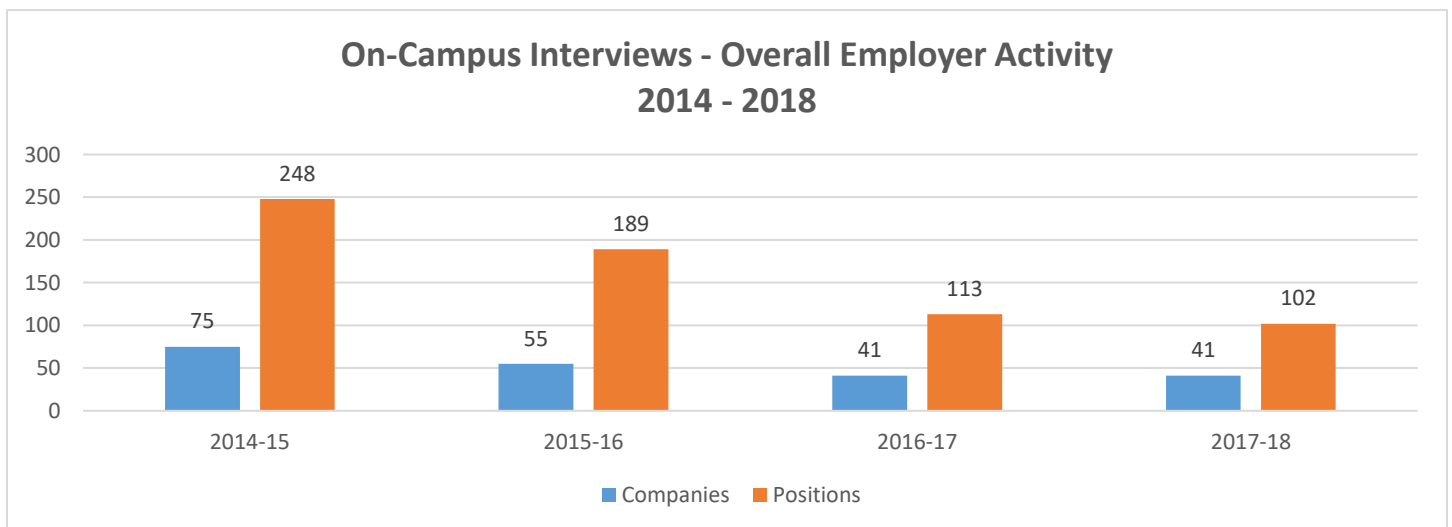


## **Executive Summary Continued**

The University of Tulsa has maintained steady relationships with major companies both locally and nationally. 190 companies participated in the 2017 – 2018 recruiting process by interviewing on-campus and/or attending at least one of the five job fairs hosted by Career Services. Major employers recruiting on-campus included such companies as Bank of Oklahoma, Chevron, Halliburton, Koch Industries, KPMG, Phillips 66, and Williams, among many others.



Additionally, 40 employers conducted 944 on-campus interviews hiring for 102 positions.



During the 2017 – 2018 year, 526 employers posted 3749 job openings on the TU Career Services' Golden Opportunities job board.



## The University of Tulsa – Overall Statistical Breakdown, 2017 – 2018

	US Students	Percentage	Non-US Students	Percentage	Total	Percentage
<b>Respondents</b>	726	93%	246	76%	972	88%
<b>Not Reached</b>	55	7%	77	24%	132	12%
<b>Total Graduates</b>	781	100%	323	100%	1104	100%

*\* Of the 972 Respondents*

<b>Seeking Employment</b>	524	72%	157	64%	681	70%
<b>Taking Time Off</b>	10	1%	19	8%	29	3%
<b>Continuing Education</b>	192	26%	70	28%	262	27%

*\* Of the 681 Seeking Employment*

<b>Employed</b>	508	97%	136	87%	644	95%
<b>Still Seeking Employment</b>	16	3%	21	13%	37	5%

### Undergraduate Students

	US Students	Percentage	Non-US Students	Percentage	Total	Percentage
<b>Respondents</b>	538	93%	179	73%	717	87%
<b>Not Reached</b>	40	7%	65	27%	105	13%
<b>Total Graduates</b>	578	100%	244	100%	822	100%

*\* Of the 717 Respondents*

<b>Seeking Employment</b>	362	67%	108	60%	470	66%
<b>Taking Time Off</b>	8	1%	16	9%	24	3%
<b>Continuing Education</b>	168	31%	55	31%	223	31%

*\* Of the 470 Seeking Employment*

<b>Employed</b>	351	97%	93	86%	444	94%
<b>Still Seeking Employment</b>	11	3%	15	14%	26	6%

### Graduate Students

	US Students	Percentage	Non-US Students	Percentage	Total	Percentage
<b>Respondents</b>	188	93%	67	85%	255	90%
<b>Not Reached</b>	15	7%	12	15%	27	10%
<b>Total Graduates</b>	203	100%	79	100%	282	100%

*\* Of the 255 Respondents*

<b>Seeking Employment</b>	162	86%	49	73%	211	83%
<b>Taking Time Off</b>	2	1%	3	4%	5	2%
<b>Continuing Education</b>	24	13%	15	22%	39	15%

*\* Of the 211 Seeking Employment*

<b>Employed</b>	157	97%	43	88%	200	95%
<b>Still Seeking Employment</b>	5	3%	6	12%	11	5%



## The University of Tulsa – Overall Historical Breakdown, 2014 – 2018

	2013 - 2014		2014 - 2015		2015 - 2016		2016 - 2017		2017-18	
	Total	Percentage	Total	Percentage	Total	Percentage	Total	Percentage	Total	Percentage
<b>Respondents</b>	876	96%	926	94%	926	94%	943	92%	972	88%
<b>Not Reached</b>	38	400%	60	60%	60	60%	79	8%	132	12%
<b>Total Graduates</b>	914	100%	986	100%	986	100%	1022	100%	1104	100%

*\* Of the Respondents*

<b>Seeking Employment</b>	605	69%	575	70%	630	68%	659	70%	681	70%
<b>Taking Time Off</b>	26	3%	45	5%	32	3%	13	1%	29	3%
<b>Continuing Education</b>	245	28%	201	25%	264	29%	271	29%	262	27%

*\* Of those Seeking Employment*

<b>Employed</b>	564	93%	522	91%	562	89%	577	88%	644	95%
<b>Still Seeking Employment</b>	41	7%	53	9%	68	11%	82	12%	37	5%

### Undergraduate Students

	2013 - 2014		2014 - 2015		2015 - 2016		2016 - 2017		2017-18	
	Total	Percentage	Total	Percentage	Total	Percentage	Total	Percentage	Total	Percentage
<b>Respondents</b>	608	96%	565	97%	642	93%	655	91%	717	87%
<b>Not Reached</b>	24	4%	19	3%	46	7%	65	9%	105	13%
<b>Total Graduates</b>	632	100%	584	100%	688	100%	720	100%	822	100%

*\* Of the Respondents*

<b>Seeking Employment</b>	395	65%	351	62%	400	62%	416	63%	470	66%
<b>Taking Time Off</b>	17	3%	37	7%	25	4%	11	2%	24	3%
<b>Continuing Education</b>	196	32%	177	31%	217	34%	228	35%	223	31%

*\* Of those Seeking Employment*

<b>Employed</b>	362	92%	309	88%	345	86%	356	86%	444	94%
<b>Still Seeking Employment</b>	33	8%	42	12%	55	14%	60	14%	26	6%

### Graduate Students

	2013 - 2014		2014 - 2015		2015 - 2016		2016 - 2017		2017-18	
	Total	Percentage	Total	Percentage	Total	Percentage	Total	Percentage	Total	Percentage
<b>Respondents</b>	268	95%	256	98%	284	95%	289	95%	255	90%
<b>Not Reached</b>	14	5%	5	2%	14	5%	14	5%	27	10%
<b>Total Graduates</b>	282	100%	261	100%	298	100%	303	100%	282	100%

*\* Of the Respondents*

<b>Seeking Employment</b>	210	79%	224	87%	230	81%	243	84%	211	83%
<b>Taking Time Off</b>	9	3%	8	3%	7	2%	2	1%	5	2%
<b>Continuing Education</b>	49	18%	24	10%	47	17%	44	15%	39	15%

*\* Of those Seeking Employment*

<b>Employed</b>	202	96%	213	95%	217	94%	221	91%	200	95%
<b>Still Seeking Employment</b>	8	4%	11	5%	13	6%	22	9%	11	5%



## **On-Campus Recruiting of 2017 – 2018 Graduates**

ABB*	Department of Homeland Security
Air National Guard	Devon Energy*
Anadarko Petroleum*	E P Energy*
Andy Coleman for Congress	Eide Bailly*
ArcBest	eLynx Technologies
ArdentMC	Enovation Controls
Arvest Bank	Enterprise Holdings
AT&T	Environmental Science Graduate Program at Oklahoma State University
Bank of Oklahoma*	EOG Resources*
BIS*	Ernst & Young*
Bixby Public Schools	Exterran
BKD*	Family & Children's Services
BlueStone Natural Resources	Farmers Insurance Group
Boosterthon Enterprises	Federal Aviation Administration - Flight Standards District Office
Brown University 1-Year Master of Public Affairs	Federal Bureau of Prisons
Bureau of Land Management	FlyingTee
Camp Fire Green Country	Fortuna Tulsa (Women's Premier Soccer League)
Camp War Eagle	Foundation Energy
Carter Healthcare	Global Technology Partners*
Catholic Charities	Grand Lake Mental Health Center
CCK Strategies	Grant Thornton*
Chevron*	Halliburton*
Choctaw Nation of Oklahoma	Helmerich & Payne*
Cimarex	Hilcorp Energy*
City of Tulsa- Park and Recreation	Hillcrest Healthcare System
City Year	HoganTaylor*
Cleveland Chiropractic College	Holland Services
Cogent	HollyFrontier*
College Bound Academy	Honeywell
Columbia University School of International and Public Affairs	IBC Bank*
Community Food Bank of Eastern Oklahoma	IMAX Worldwide Imports
Concho Resources*	International Association of Administrative Professionals (IAAP)
ConocoPhillips*	International Insurance Brokers
ConsumerAffairs	Japan Exchange & Teaching (JET) Program
Counseling and Recovery Services of Oklahoma	JMA Energy
Cox Communications	JoCo
CP Kelco	Koch Industries*
Crowe Horwath	KPMG*
CUNY School of Law	Langston University
CymSTAR	Macy's
Cyntergy	Magellan Midstream Partners*
Defense Information Systems Agency (DISA)	Matador Resources*
Deloitte*	



Meals on Wheels of Metro Tulsa  
 Melton Truck Lines  
 Metropolitan Environmental Trust (The M.e.t.)  
 National Security Agency  
 NAVAIR  
 NCIS  
 New Hope Oklahoma  
 Newfield Exploration\*  
 NORDAM\*  
 Northeastern State University  
 Northeastern State University - Graduate Programs  
 Northwestern Mutual Financial Network  
 Norwood Land Services\*  
 Nova Smart Security  
 Occidental Petroleum\*  
 Office of the Comptroller of the Currency  
 Oklahoma Army National Guard  
 Oklahoma Center for Non Profits  
 Oklahoma City Thunder  
 Oklahoma Department of Human Services (DHS)  
 Oklahoma Medical Research Foundation  
 Oklahoma Policy Institute  
 Oklahoma State University - Tulsa  
 ONE Gas\*  
 ONEOK\*  
 Oral Roberts University  
 OSU Medical Center  
 OU College of Allied Health  
 OU-TU School of Community Medicine  
 OU-Tulsa  
 Paycom\*  
 Phillips 66\*  
 Project Transformation Oklahoma  
 ProScribe  
 QPS Engineering  
 Reading Partners  
 Rebellion Energy  
 Rebuilding Together - Tulsa  
 Republic National Distributing  
 Robert Half Finance & Accounting  
 Rogers State University  
 Saint Francis Health System  
 Select Specialty Hospital  
 Series 7 Specialists  
 Shadow Mountain Behavioral Health System  
 Sherwin-Williams

Southern Nazarene University-Tulsa  
 Southwest Power Pool\*  
 Spherexx.com  
 Springfield Police Department  
 St. John Health System  
 St. John Rehabilitation Hospital  
 Stinnett & Associates  
 Targa Resources  
 Teach For America  
 Tenaska  
 Tenstreet  
 The E. W. Scripps Company  
 The Ross Group  
 The Rowland Group  
 Tinker Air Force Base  
 Tri-County Special Education Interlocal #607  
 Triumph Group  
 TTCU  
 TU True Blue Neighbors  
 Tulsa Athletics (National Premier Soccer League)  
 Tulsa Drillers Baseball and Tulsa Roughnecks FC  
 Tulsa Health Department  
 Tulsa Police Department  
 Tulsa Teacher Corps  
 U.S. Air Force  
 U.S. Army  
 U.S. Army Health Care  
 U.S. Border Patrol  
 U.S. Department of State  
 U.S. Marine Corps  
 U.S. Navy  
 Unit Corporation  
 Universidad Autonoma de Guadalajara School of  
 Medicine  
 University of Arkansas  
 University of Arkansas - Online Global Campus  
 University of Oklahoma at Tulsa  
 University of Oklahoma College of Public Health  
 University of Tulsa  
 University of Tulsa Collins College of Business  
 Graduate Programs  
 University of Tulsa College of Law  
 University of Tulsa Graduate School  
 University of Tulsa Paralegal Studies Program  
 Urban Teachers  
 Vail Resorts - Breckenridge Ski Resort



Verizon  
Walgreens  
Warwick Energy\*  
Waterfield Energy Software  
Williams\*  
Wipro

WPX Energy\*  
XTO Energy\*  
YMCA of Greater Tulsa  
Youth Villages  
Zeeco\*

**TOTAL ORGANIZATIONS RECRUITING ON-CAMPUS: 188**

\*Total Companies Conducting Interviews On-Campus: 40

Total Interviews Conducted: 944

**TOTAL ORGANIZATIONS POSTING JOBS ON GOLDEN OPPORTUNITIES: 526**

Total Jobs Posted: 3749

**Organizations Hiring 2017 – 2018 Graduates**

108|Contemporary  
AAON  
Accenture  
ACME  
Acquire Energy Consulting  
Aerotek  
AHHA Tulsa  
Airdoc  
Airgas  
Alamo Pressure  
Al-Hugayet Group  
Allied Motion Technologies  
Allison Transmission  
Alorica  
Amazon  
AmbioPharm  
Anadarko Petroleum  
Anchorage Public Schools  
Apache  
Apple via Apex  
ArdentMC  
Arkansas State University  
Arvest  
Aslan Energy  
AT&T  
Baker Hughes  
Balance.Yoga.Barre  
Baylor University Medical Center  
Beasley & Company  
Berexco  
Big Brothers Big Sisters

Bisco Industries  
Bishline Acoustic Academy  
BJ Services  
BKD  
Blue Cross Blue Shield of Oklahoma  
BNSF Railway  
Boating, Camping and Fishing  
BOD  
Boeing  
BOK Financial  
Bravo Natural Resources  
Broken Arrow Public Schools  
California Public Schools  
Calyx Energy  
Cameron  
Campus Ministry  
Capstone Partners  
Care First Pharmacy  
Carvana  
Cased Hole Services  
CC Energy Development  
CDW  
Chesapeake Energy  
Chevron  
Chicago Bears  
Children's Mercy Hospital  
China National Offshore Oil Corporation (CNOOC)  
CIEE Teach Abroad - Spain  
Cimarex Energy  
Circle 9 Resources  
City of Tulsa Mayor's Office



City Year	Federal Reserve Bank of Kansas City
Claremore Progress	Fellowship of Catholic University Students
Clarus Subsea Integrity	Fisher Products
CLASS Tulsa	Ford Audio-Video
Clayco	Fort Smith Public Schools
Cleaver Brooks	Foundation Energy
CliftonLarsonAllen	Franciscan Villa
Colégio Letras e Cores	French Ministry of Education
Columbine Logging	Frontier Rehab
Compassus Hospice	Frost & Sullivan
Congressional Race Field Team	Fulbelli's Restaurant
ConocoPhillips	Fullbright Scholarship - Ecuador
ConsumerAffairs	Fullbright Scholarship - Russia
Cosby Harrison Company	Garmin International
Costco MIT	Gateway Mortgage Group
Crete Area Medical Center	George Kaiser Family Foundation - The Gathering Place
Crushed Red	Gilcrease Museum
CymSTAR	Gitwit Creative
Da/Pro Rubber	Goldman Sachs
Daimler Greater China - Mercedes-Benz	Google
Daleel Petroleum	GQR Global Markets
Dell	Grace Living Center Skilled Nursing
Deloitte	Grand River Dam Authority
Denver Water	Grant Thornton
Ditch Witch	Grant Thornton - China
Door Real Estate	Greenheck
Dow Chemical	Greenwich University
DRD Technology	Guangdong Inspection and Quarantine Technology Center
Dresser-Rand	Guardian Defense
DuraCoatings	Halliburton
EBS Healthcare	Hampton Inn & Suites Boise-Meridian
Emory Nurse Residency	Harrow Sports
Emporia Energy	Harsco International
Enable Midstream Partners	Hasco Oil
ENERCON Services	HE&M
EnLink Midstream	Helicomb International
Enterprise Holdings	Helmerich & Payne
Environmental Protection Agency	HFA Architecture and Engineering
EOG Resources	Hillcrest Healthcare System
Epic Engineering	Hilti
Equus Software	HoganTaylor
Ernst & Young	HollyFrontier
Evercore Partners	Holy Rabbit Publishing House
Exterran	Honda of America Mfg
Family & Children's Services	
Farm Credit Services of America	



Honeywell UOP Russell  
Horner & Shifrin  
Hourglass Collision  
Human Refugee Organizations  
Hunter's Battery Warehouse  
Icarus Dental Lab  
IEH Laboratories & Consulting Group  
IHS Markit  
Inceed  
Insights Data Science  
International Custom Controls  
Interquest Detection Canines  
InterWest Realty  
Intouch Solutions  
Jagzen Group  
JARDUM  
Jenks Public Schools  
JLL  
John Deere  
Johnson Matthey  
JPMorgan Chase  
K&M Precision Machine  
K12.com  
Kansas City Public Schools  
Kenco Engineering  
Kentz  
Kiewit  
Kinspan Insulated Panels  
Kiowa Tribe  
Koch Industries  
Kohl's  
KOTV Tulsa  
KPMG  
Kraft Foods  
Kuwait Petroleum  
L3  
L3 AMI Instruments  
L3 Technologies  
LafargeHolcim  
Laureate Institute for Brain Research  
Liberty Mutual Insurance  
Lifemotion Physical Therapy  
Lighthouse Christian Academy  
Lindsey House  
Living Arts of Tulsa  
Lodge at Frisco Bridges

Magellan Midstream Partners  
Maha Energy  
Marathon Petroleum  
Marlen International  
Massage Envy  
Master of Memory  
Matrix Service Company  
MaxEUR  
Mayo Hotel  
McKinney Public Schools  
McKinsey & Company  
Memorial Hermann  
Metropolitan Grill  
Miami Dade County Department of Regulatory and  
Economic Resources  
Michael E. DeBakey VA Medical Center  
MidAmerican Energy  
MidFirst Bank  
Midstates Petroleum  
MIRATECH  
Mohammed Bawazir for Trading  
Monte Cassino Schools  
Muncie Power Products  
Muscogee (Creek) Nation Department of Health  
Nadel and Gussman  
National Center for Organizational Development  
National Center for PTSD, Behavioral Science Division  
NAVAIR  
NBI Services  
Neenah  
New Dominion  
New Mexico Institute of Mining and Technology  
New Mexico School for the Deaf  
Newfield Exploration  
Newlink TM  
Occidental Petroleum  
Oklahoma AgCredit  
Oklahoma Capital Bank  
Oklahoma City Public Schools  
Oklahoma Department of Human Services  
Oklahoma House of Representatives  
Oklahoma Insurance Department  
Oklahoma State University - Tulsa  
Oklahoman's for Equality  
Oman Oil Company Exploration & Production  
One of a Kind Solutions



ONEOK	Reservoir Data Systems
Oral Roberts University	ResourceOne
Orpic Chemical	Richards Group
ORS Nasco	Rodium Group
Our House in Little Rock	Rogers County
Outside Voice	Rolph Farms
OU-TU School of Community Medicine	Ronnie K. Irani Center for the Creation of Economic Wealth
Owasso Public Schools	Rose Medical Center
PacifiCorp	Ross Group
Paladin Land Group	Ross Stores
ParFab Companies	RPS Group
Park Place Dealerships	S&P Global
Parsley Energy	S.POINT
Paycom	Saint Francis Health System
PCES	Saint Simeon's Senior Community
Peacemaker Lobster & Crab	Sakarya Buyuksehir Belediyesi Spor Kulubu
PepsiCo	Sanderling Healthcare
Perodua	Sanguine Gas Exploration
Petrobras	Sapulpa Public Schools
Petroleum Development Oman	Sapura Energy Berhad
Phillips 66	SARTOR Investments
Place of Safety	Saudi Arabian Chevron
Ponca City Public Schools	Saudi Aramco
Premier Oilfield Group	Saxum
PricewaterhouseCoopers	Schlumberger
Prince Sattam bin Abdulaziz University	Schlumberger International
Private Practice	ScribeAmerica
Procor	Sealed Air
Professional Athlete	Self-Employed
Program Management Group	Shadow Mountain Behavioral Health
Project Transformation	Shell
ProScribe	Sherwin Williams
PT. Basuki Pratama Engineering	Sherwood Construction
Purple Rose Theatre Company	Sinclair Broadcast Group
QEP Resources	Sofidel America
QuikTrip	SolarEdge Technologies
R B Weatherman Masonry	SONANGOL
Rebel Nature Consultant	Southwest Energy
Rebellion Energy	Southwest Power Pool
Red Bluff Resources	Spectrum Tracer Services
Red Fuse Communications	Spire Energy
Redbud Physical Therapy	St. Anthony Hospital
Reformed University Fellowship	St. David's Medical Center
RehabPro	St. John Health System
Renewable Energy Group	St. Luke's Health System
Republic National Distributing	



Stan Johnson  
 Stanford University  
 Statoil  
 Sterling Foundation Management  
 Steward Tital of Oklahoma  
 Stinnett & Associates  
 Summit ESP  
 Sunoco Logistics  
 Supplemental Healthcare  
 Synaptic Resources  
 Tallgrass Energy  
 Target  
 Tatweer Education Holding  
 Teach for America  
 Teaching in China  
 Teamworks  
 Tech Mahindra India  
 Tecolote Energy  
 Tellurics Technology  
 Ten-Nine Technologies  
 Tethys Oil  
 Texas Department of Public Safety  
 Texas Instruments  
 Therapitas  
 THG Energy Solutions  
 Todd Energy  
 Toray Membrane USA  
 Total E&P UK Limited  
 Toyota North America  
 TPSi Tulsa  
 Trane MidAmerica  
 Trans Lease  
 TransCanada  
 TRC Solutions  
 Trust Company of Oklahoma  
 Tulsa Air & Space Museum  
 Tulsa Alternative Courts  
 Tulsa Centerless  
 Tulsa City County Library  
 Tulsa Community College  
 Tulsa Public Schools  
 Tulsa Reading Partners  
 Tulsa Sunshine Center  
 Turkish Petroleum  
 Turkiye Petrolleri Anonim Ortakligi  
 U.S. Army

U.S. Army Research Institute  
 U.S. Department of Defense  
 U.S. Department of State  
 U.S. Federal Government  
 U.S. Geological Survey  
 U.S. Navy  
 UBS  
 UJA-Federation of New York  
 Union Public Schools  
 University Health Systems  
 University of Kansas School of Medicine  
 University of Pennsylvania  
 University of Queensland  
 University of Rochester Medical Center  
 University of Texas - Austin  
 University of Tulsa  
 University School  
 UP Academy  
 UPS  
 UTC Aerospace Systems  
 Vega Energy  
 Verizon  
 VictoryVR  
 Vietnam Real Estate  
 VOKSEE  
 Vrio  
 Waggoner Osborne Land Services  
 Wagoner Public Schools  
 Walgreens  
 Walt Disney World  
 Warburton Capital Management  
 Weatherford International  
 Whitley Penn  
 Wichita Public Schools  
 Williams  
 Wood  
 Woodshole  
 WorleyParsons  
 WSP Global  
 XTO Energy  
 YRC Freight  
 Zeeco  
 Zephyrus Electronics  
 Ziebel US

**TOTAL ORGANIZATIONS HIRING 2017-2018**  
**GRADUATES: 425**



## **Graduate/Professional Schools to be Attended by 2017 – 2018 Graduates**

Abu Dhabi National Oil Company	University of Colorado Boulder
Angelo State University	University of Columbia
Arizona State University	University of Delaware
Arkansas College of Osteopathic Medicine	University of Houston
Boston College	University of Kansas
Buffalo State - The State University of New York	University of Lausanne
Colorado State University	University of Leeds
Columbia College	University of Massachusetts
Georgia Institute of Technology	University of Michigan - Ann Arbor
Gonzaga University Graduate School of Business	University of New Hampshire School of Law
Heriot-Watt University	University of New Mexico
Indiana University	University of New Orleans
International Culinary Center	University of New South Wales - Australia
Iona College	University of North Carolina - Chapel Hill
Kansas State University	University of Notre Dame
McGill University	University of Oklahoma
McMaster University	University of Oklahoma College of Medicine
Midwestern State University	University of Oklahoma Health Sciences Center
New Mexico Institute of Mining and Technology	University of Pittsburgh
Northeastern State University	University of Rochester - Simon Business School
Northeastern University	University of Southern California
Oklahoma State University	University of St. Thomas
Oklahoma State University Center for Health Sciences	University of Technology Sydney
Oklahoma State University College of Osteopathic Medicine	University of Texas - Austin
Oklahoma Surgical Hospital	University of Texas Health Science Center - San Antonio
Pennsylvania State University	University of the Sciences
Rice University	University of Tulsa
RMIT University - Australia	University of Tulsa College of Law
Sultan Qaboos University	University of Utah
Texas A&M University	University of Washington
University of Arkansas	University of Wisconsin
University of Arkansas for Medical Sciences	University of Wisconsin - Madison
University of California - Davis	Washington State University
University of California - Irvine	Washington University
University of California - Los Angeles	Washington University in St Louis
University of California - San Diego	West Virginia University
University of Central Arkansas	Wichita State University
University of Chicago	William & Mary Law School

**TOTAL GRADUATE SCHOOLS ATTENDED BY 2017-2018 GRADUATES: 76**





THE UNIVERSITY *of*  
**TULSA**  
*Career Services*

## Henry Kendall College of Arts & Sciences

For Graduates Between August 2017 – May 2018







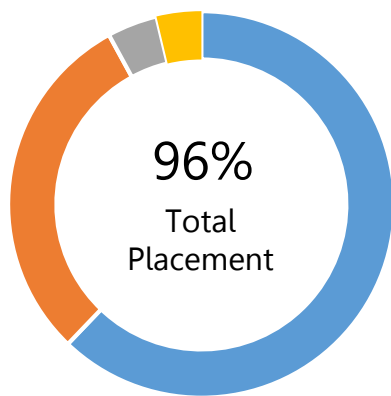
## Henry Kendall College of Arts & Sciences Executive Summary

### Career Outcome and Employment Rates for the 2017 – 2018 Year

A total of 243 students graduated from the Henry Kendall College of Arts & Sciences between August 2017 and May 2018. The Office of Career Services acquired first-destination career outcomes for 228 (94%) of the students. Our knowledge indicated that of the 228 graduates with career outcomes, 141 (62%) had accepted employment, 10 (4%) were seeking employment, and 69 (30%) were seeking further education, and 8 (4%) were taking some time off. This results in the total placement of 218 (96%) students.

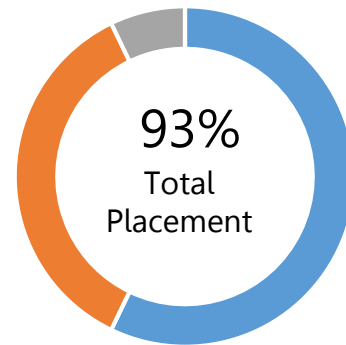
Note: “Total Placement” has been classified as students who are achieving their goal upon graduation. This includes students who have accepted employment, students who are continuing their education, and students who chose to take time off for a variety of reasons. The term “Total Placement” only excludes those students who are still seeking employment six months after graduation (i.e. “Still Seeking”).

214 US Graduates Reporting



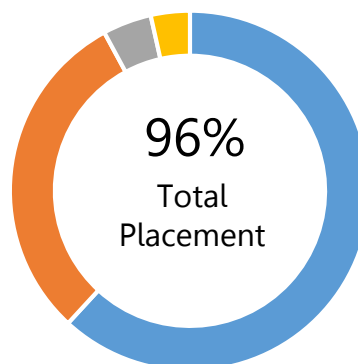
■ Employed (62%) ■ Grad School (30%)  
■ Still Seeking (4%) ■ Time Off (4%)

14 International Graduates Reporting



■ Employed (57%) ■ Grad School (36%)  
■ Still Seeking (7%) ■ Time Off (0%)

2017 - 2018 Total Arts & Sciences Career Outcomes (n = 228)



■ Employed (62%) ■ Grad School (30%) ■ Still Seeking (4%) ■ Time Off (4%)



## Henry Kendall College of Arts & Sciences – Statistical Breakdown, 2017 – 2018

	US Students	Percentage	Non-US Students	Percentage	Total	Percentage
<b>Respondents</b>	214	94%	14	88%	228	94%
<b>Not Reached</b>	13	6%	2	12%	15	6%
<b>Total Graduates</b>	227	100%	16	100%	243	100%

*\* Of the 228 Respondents*

<b>Seeking Employment</b>	142	66%	9	64%	151	66%
<b>Taking Time Off</b>	8	4%	0	0%	8	4%
<b>Continuing Education</b>	64	30%	5	36%	69	30%

*\* Of the 151 Seeking Employment*

<b>Employed</b>	133	94%	8	89%	141	93%
<b>Still Seeking Employment</b>	9	6%	1	11%	10	7%

### Undergraduate Students

	US Students	Percentage	Non-US Students	Percentage	Total	Percentage
<b>Respondents</b>	163	93%	13	93%	176	93%
<b>Not Reached</b>	13	7%	1	7%	14	7%
<b>Total Graduates</b>	176	100%	14	100%	190	100%

*\* Of the 176 Respondents*

<b>Seeking Employment</b>	110	67%	8	62%	118	67%
<b>Taking Time Off</b>	6	4%	0	0%	6	3%
<b>Continuing Education</b>	47	29%	5	38%	52	30%

*\* Of the 118 Seeking Employment*

<b>Employed</b>	103	94%	7	88%	110	93%
<b>Still Seeking Employment</b>	7	6%	1	12%	8	7%

### Graduate Students

	US Students	Percentage	Non-US Students	Percentage	Total	Percentage
<b>Respondents</b>	51	100%	1	50%	52	98%
<b>Not Reached</b>	0	0%	1	50%	1	2%
<b>Total Graduates</b>	51	100%	2	100%	53	100%

*\* Of the 52 Respondents*

<b>Seeking Employment</b>	32	63%	1	100%	33	63%
<b>Taking Time Off</b>	2	4%	0	0%	2	4%
<b>Continuing Education</b>	17	33%	0	0%	17	33%

*\* Of the 33 Seeking Employment*

<b>Employed</b>	30	94%	1	100%	31	94%
<b>Still Seeking Employment</b>	2	6%	0	0%	2	6%



## Henry Kendall College of Arts & Sciences – Historical Breakdown, 2014 – 2018

	2013 - 2014		2014 - 2015		2015 - 2016		2016 - 2017		2017-18	
	Total	Percentage	Total	Percentage	Total	Percentage	Total	Percentage	Total	Percentage
<b>Respondents</b>	303	96%	179	96%	243	95%	200	91%	228	94%
<b>Not Reached</b>	13	4%	7	4%	13	5%	19	9%	15	6%
<b>Total Graduates</b>	316	100%	186	100%	256	100%	219	100%	243	100%

*\* Of the Respondents*

<b>Seeking Employment</b>	195	64%	118	66%	159	65%	132	66%	151	66%
<b>Taking Time Off</b>	4	1%	14	8%	15	6%	0	0%	8	4%
<b>Continuing Education</b>	104	34%	47	26%	69	29%	68	34%	69	30%

*\* Of those Seeking Employment*

<b>Employed</b>	175	90%	115	97%	146	92%	126	95%	141	93%
<b>Still Seeking Employment</b>	20	10%	3	3%	13	8%	6	5%	10	7%

### Undergraduate Students

	2013 - 2014		2014 - 2015		2015 - 2016		2016 - 2017		2017-18	
	Total	Percentage	Total	Percentage	Total	Percentage	Total	Percentage	Total	Percentage
<b>Respondents</b>	230	95%	130	96%	178	94%	150	89%	176	93%
<b>Not Reached</b>	11	5%	5	4%	11	6%	18	11%	14	7%
<b>Total Graduates</b>	241	100%	135	100%	189	100%	168	100%	190	100%

*\* Of the Respondents*

<b>Seeking Employment</b>	147	64%	80	62%	112	63%	101	67%	118	67%
<b>Taking Time Off</b>	4	2%	12	9%	12	7%	0	0%	6	3%
<b>Continuing Education</b>	79	34%	38	29%	54	30%	49	33%	52	30%

*\* Of those Seeking Employment*

<b>Employed</b>	127	86%	77	96%	101	90%	95	94%	110	93%
<b>Still Seeking Employment</b>	20	14%	3	4%	11	10%	6	6%	8	7%

### Graduate Students

	2013 - 2014		2014 - 2015		2015 - 2016		2016 - 2017		2017-18	
	Total	Percentage	Total	Percentage	Total	Percentage	Total	Percentage	Total	Percentage
<b>Respondents</b>	73	97%	49	96%	65	97%	50	98%	52	98%
<b>Not Reached</b>	2	3%	2	4%	2	3%	1	2%	1	2%
<b>Total Graduates</b>	75	100%	51	100%	67	100%	51	100%	53	100%

*\* Of the Respondents*

<b>Seeking Employment</b>	48	66%	38	78%	47	72%	31	62%	33	63%
<b>Taking Time Off</b>	0	NA	2	4%	3	5%	0	0%	2	4%
<b>Continuing Education</b>	25	34%	9	18%	15	23%	19	38%	17	33%

*\* Of those Seeking Employment*

<b>Employed</b>	48	100%	38	100%	45	96%	31	100%	31	94%
<b>Still Seeking Employment</b>	0	NA	0	NA	2	4%	0	0%	2	6%



## **Henry Kendall College of Arts & Sciences: Employers with On-Campus Recruiting**

Andy Coleman for Congress	Metropolitan Environmental Trust (The M.e.t.)
Ardent Management Consulting	NAVAIR
Arvest Bank	NCIS
AT&T	New Hope Oklahoma
Bank of Oklahoma*	Northeastern State University
BIS*	Northeastern State University - Graduate Programs
Bixby Public Schools	Northwestern Mutual Financial Network
Boosterthon Enterprises	Oklahoma Army National Guard
Brown University 1-Year Master of Public Affairs	Oklahoma Center for Non Profits
Bureau of Land Management	Oklahoma City Thunder
Camp Fire Green Country	Oklahoma Policy Institute
Camp War Eagle	Oklahoma State University - Tulsa
Catholic Charities	Oral Roberts University
Choctaw Nation of Oklahoma	OU-TU School of Community Medicine
City of Tulsa- Park and Recreation	OU-Tulsa
City Year	Paycom*
College Bound Academy	Project Transformation Oklahoma
Columbia University School of International and Public Affairs	Reading Partners
Community Food Bank of Eastern Oklahoma	Rebuilding Together - Tulsa
Counseling and Recovery Services of Oklahoma	Republic National Distributing
CUNY School of Law	Robert Half Finance & Accounting
Enterprise Holdings	Rogers State University
Environmental Science Graduate Program at Oklahoma State University	Southern Nazarene University-Tulsa
Ernst & Young	Southwest Power Pool
Family & Children's Services	Spherexx.com
Farmers Insurance Group	Springfield Police Department
Federal Aviation Administration - Flight Standards District Office	Targa Resources
Federal Bureau of Prisons	Teach For America
FlyingTee	The Rowland Group
Fortuna Tulsa (Women's Premier Soccer League)	Tinker Air Force Base
Helmerich & Payne	TTCU
IMAX Worldwide Imports	TU True Blue Neighbors
International Association of Administrative Professionals (IAAP)	Tulsa Athletics (National Premier Soccer League)
International Insurance Brokers	Tulsa Drillers Baseball and Tulsa Roughnecks FC
JoCo	Tulsa Police Department
KPMG	Tulsa Teacher Corps
Langston University	U.S. Air Force
Macy's	U.S. Army
Magellan Midstream Partners*	U.S. Department of State
Meals on Wheels of Metro Tulsa	U.S. Marine Corps
Melton Truck Lines	University of Arkansas - Online Global Campus
	University of Oklahoma - Tulsa
	University of Tulsa – Collins College of Business Graduate Programs



University of Tulsa College of Law  
University of Tulsa Graduate School  
University of Tulsa Paralegal Studies Program  
Urban Teachers  
Verizon  
Walgreens

Waterfield Energy Software  
Williams\*  
Wipro  
YMCA of Greater Tulsa  
Youth Villages  
Zeeco

**TOTAL ORGANIZATIONS RECRUITING FOR ARTS & SCIENCES ON-CAMPUS: 97**

\*Total Companies Conducting Interviews On-Campus: 5

**Henry Kendall College of Arts & Sciences: Hiring Employers**

Alorica  
Amazon  
ArdentMC  
Arkansas State University  
Arvest  
Big Brothers Big Sisters  
Bishline Acoustic Academy  
Boating, Camping and Fishing  
BOK Financial  
Broken Arrow Public Schools  
CIEE Teach Abroad - Spain  
City Year  
Claremore Progress  
CLASS Tulsa  
Cosby Harrison Company  
Daimler Greater China - Mercedes-Benz  
Door Real Estate  
Equus Software  
Family & Children's Services  
French Ministry of Education  
Fulbelli's Restaurant  
Fullbright Scholarship - Ecuador  
Fullbright Scholarship - Russia  
George Kaiser Family Foundation - The Gathering Place  
Gilcrease Museum  
Guardian Defense  
Hampton Inn & Suites Boise-Meridian  
Harrow Sports  
Hilti  
Holy Rabbit Publishing House  
Hourglass Collision

Human Refugee Organizations  
Inceed  
Insights Data Science  
International Custom Controls  
InterWest Realty  
Kiowa Tribe  
KOTV Tulsa  
Liberty Mutual Insurance  
Lindsey House  
Living Arts of Tulsa  
Lodge at Frisco Bridges  
Master of Memory  
Mayo Hotel  
Michael E. Debakey VA Medical Center  
Monte Cassino School  
Muscogee (Creek) Nation Department of Health  
National Center for Organizational Development  
National Center for PTSD, Behavioral Science Division  
New Dominion  
New Mexico School for the Deaf  
Newlink TM  
Oklahoma City Public Schools  
Oklahoma Department of Human Services  
Oklahoma House of Representatives  
Oklahoma State University  
Oklahoman's for Equality  
ONEOK  
Oral Roberts University  
Our House in Little Rock  
Outside Voice  
Owasso Public Schools  
Peacemaker Lobster & Crab



PepsiCo  
 Place of Safety  
 Ponca City Public Schools  
 Professional Athlete  
 Project Transformation  
 Purple Rose Theatre Company  
 Red Fuse Communications  
 Republic National Distributing  
 Rolph Farms  
 Ronnie K. Irani Center for the Creation of Economic  
 Wealth  
 Ross Stores  
 Sakarya Buyuksehir Belediyesi Spor Kulubu  
 Saxum  
 Self-Employed  
 Shadow Mountain Behavioral Health  
 Sofidel America  
 Teach for America  
 Teaching in China  
 TPSi Tulsa  
 Tulsa Alternative Courts  
 Tulsa Centerless

Tulsa City County Library  
 Tulsa Community College  
 Tulsa Public Schools  
 Tulsa Reading Partners  
 Tulsa Sunshine Center  
 U.S. Army Research Institute  
 U.S. Department of State  
 UJA-Federation of New York  
 Union Public Schools  
 University of Kansas School of Medicine  
 University of Rochester Medical Center  
 University of Tulsa  
 University School  
 UP Academy  
 VictoryVR  
 VOKSEE  
 Vrio  
 Wagoner Public Schools  
 Wichita Public Schools  
 YRC Freight

**TOTAL ORGANIZATIONS HIRING ARTS & SCIENCES GRADUATES: 104**

### **Henry Kendall College of Arts & Sciences: Graduate/Professional Schools**

Arkansas College of Osteopathic Medicine  
 Buffalo State - The State University of New York  
 Colorado State University  
 Columbia College  
 Indiana University  
 International Culinary Center  
 McMaster University  
 Oklahoma State University  
 Oklahoma State University College of Osteopathic  
 Medicine  
 Oklahoma Surgical Hospital  
 Pennsylvania State University  
 University of Arkansas

University of California - San Diego  
 University of Lausanne  
 University of New Hampshire School of Law  
 University of North Carolina - Chapel Hill  
 University of Oklahoma  
 University of Texas - Austin  
 University of Texas Health Science Center - San  
 Antonio  
 University of Tulsa  
 University of Tulsa College of Law  
 University of Utah  
 William & Mary Law School

**TOTAL GRADUATE SCHOOLS ATTENDED BY ARTS & SCIENCES GRADUATES: 23**





THE UNIVERSITY *of*  
**TULSA**  
*Career Services*

Henry Kendall College of Arts & Sciences  
Undergraduate Program Outcomes by Major

**For Graduates Between August 2017 – May 2018**



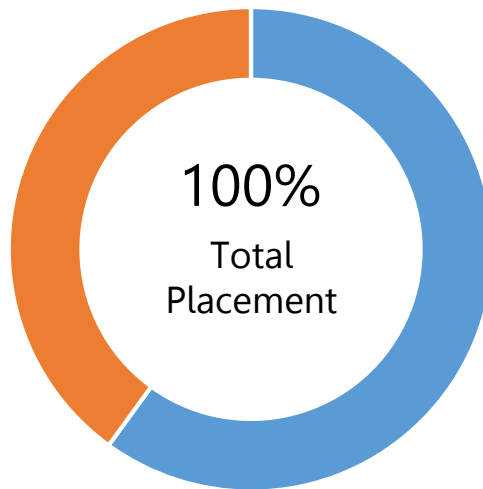




## ANTHROPOLOGY

6 graduates, with 5 (83%) reporting, all U.S. citizens.

5 Graduates Reporting



■ Employed (60%) ■ Cont Education (40%) ■ Still Seeking (0%) ■ Time Off (0%)

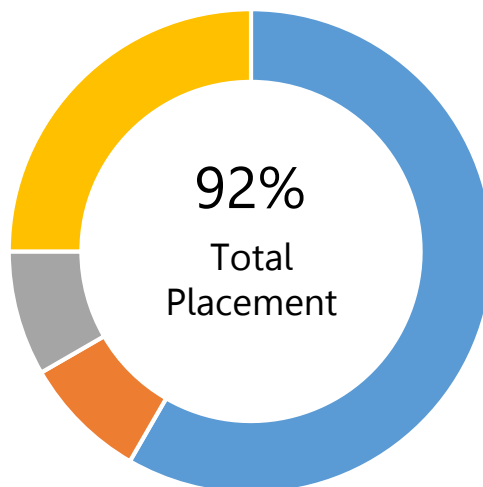
**Hiring Employers:** Oklahoma Department of Human Services, Ross Stores, Tulsa Centerless

**Graduate Schools Attended:** University of Tulsa College of Law

## ART

12 graduates, with 12 (100%) reporting, all U.S. citizens.

12 Graduates Reporting



■ Employed (58%) ■ Cont Education (8%) ■ Still Seeking (8%) ■ Time Off (25%)

**Hiring Employers:** George Kaiser Family Foundation - The Gathering Place, InterWest Realty, KOTV Tulsa, TPSi Tulsa, Tulsa Community College, University School, VOKSEE

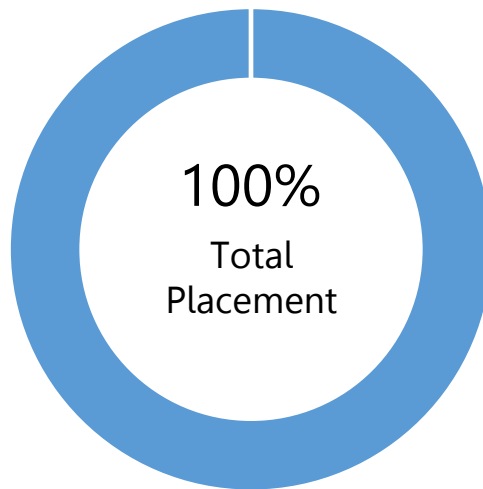
**Graduate Schools Attended:** International Culinary Center



## ARTS MANAGEMENT

2 graduates, with 2 (100%) reporting, all U.S. citizens.

2 Graduates Reporting



■ Employed (100%) ■ Cont Education (0%) ■ Still Seeking (0%) ■ Time Off (0%)

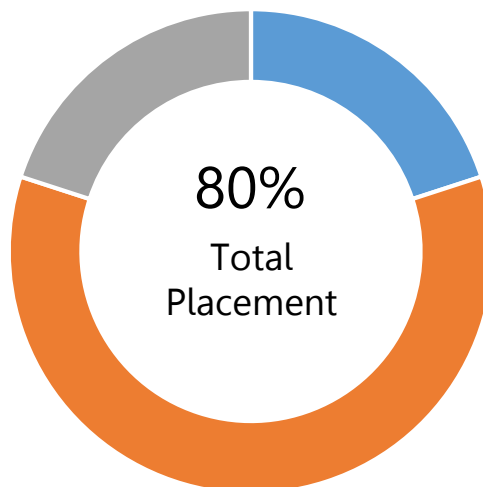
**Hiring Employers:** Living Arts of Tulsa, Master of Memory

**Graduate Schools Attended:** N/A

## CHINESE STUDIES

5 graduates, with 5 (100%) reporting, all U.S. citizens.

5 Graduates Reporting



■ Employed (20%) ■ Cont Education (60%) ■ Still Seeking (20%) ■ Time Off (0%)

**Hiring Employers:** Tulsa Alternative Courts

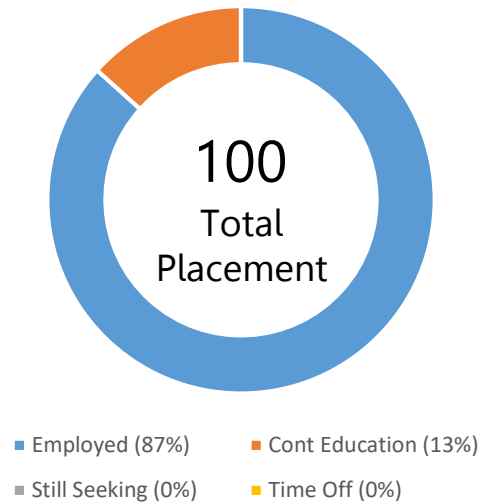
**Graduate Schools Attended:** N/A



## COMMUNICATION

19 graduates, with 15 (79%) reporting, 14 U.S. citizens and 1 international student.

15 Graduates Reporting



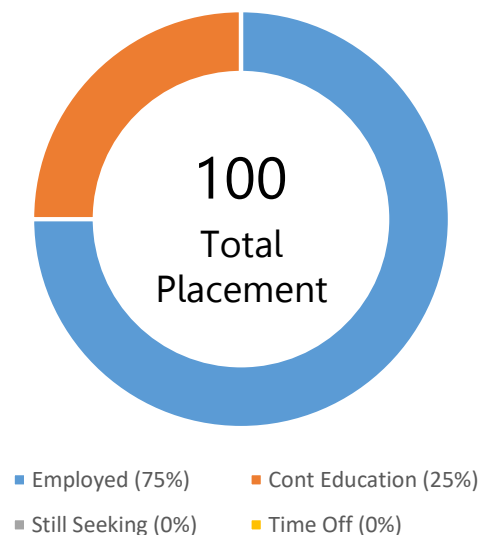
**Hiring Employers:** BOK Financial, CIEE Teach Abroad - Spain, Cosby Harrison Company, French Ministry of Education, KOTV Tulsa, Newlink TM, Oral Roberts University, Republic National Distributing, Saxum, Teach for America, Professional Athlete

**Graduate Schools Attended:** N/A

## DEAF EDUCATION

4 graduates, with 4 (100%) reporting, 3 U.S. citizens and 1 international student.

4 Graduates Reporting



**Hiring Employers:** Tulsa Public Schools, Wichita Public Schools, New Mexico School for the Deaf

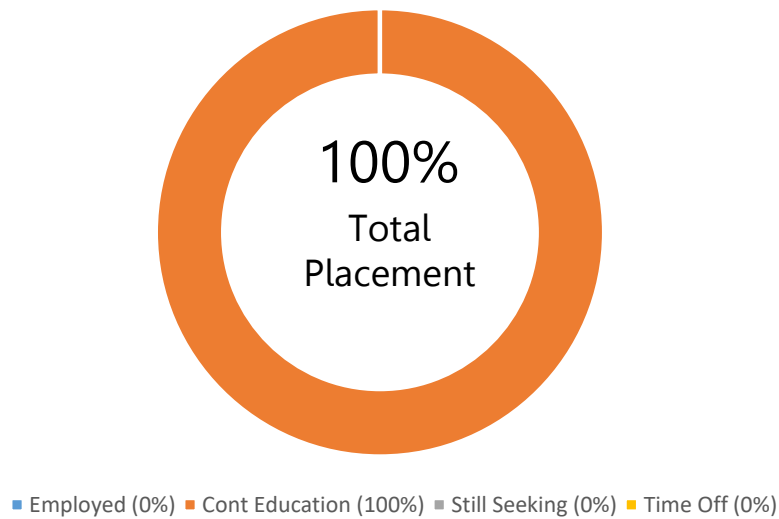
**Graduate Schools Attended:** University of California - San Diego



### DESIGNED AREA

2 graduates, with 1 (50%) reporting, a U.S. citizen.

1 Graduate Reporting



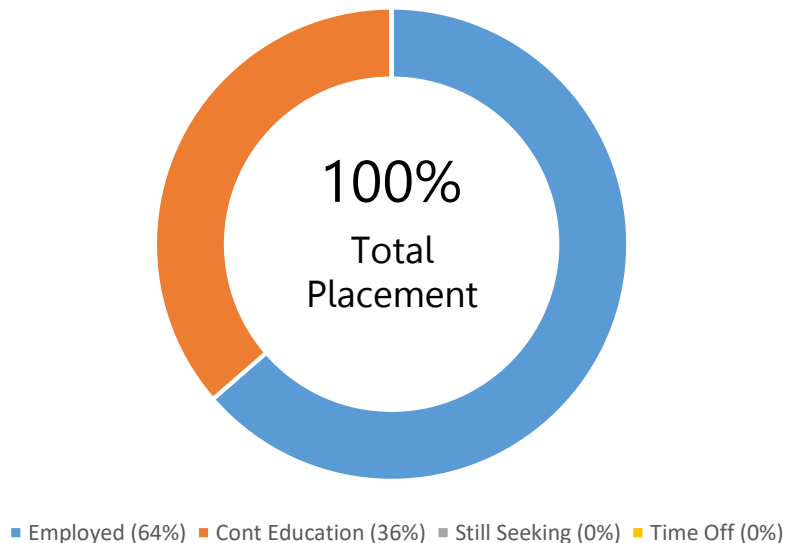
**Hiring Employers:** N/A

**Graduate Schools Attended:** University of Tulsa

### ECONOMICS – B.A.

11 graduates, with 11 (100%) reporting, 10 U.S. citizens and 1 international student.

11 Graduates Reporting



**Hiring Employers:** ArdentMC, Equus Software, Gilcrease Museum, Guardian Defense, International Custom Controls, Muscogee (Creek) Nation Department of Health, YRC Freight

**Graduate Schools Attended:** University of New Hampshire Law School, William & Mary Law School, Pennsylvania State University

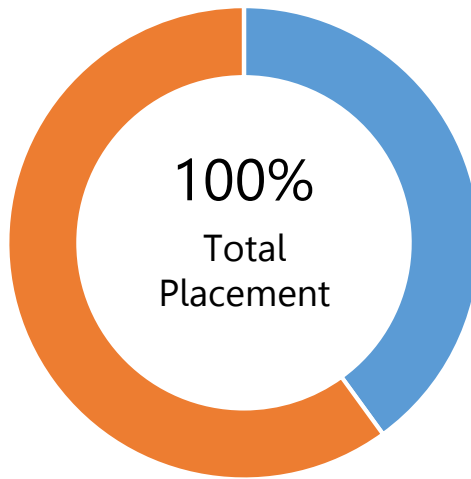


## **ECONOMICS – B.S.B.A.**

(AWARDED THROUGH THE COLLINS COLLEGE OF BUSINESS)

16 graduates, with 5 (31%) reporting, 2 U.S. citizens and 3 international students.

5 Graduates Reporting



■ Employed (40%) ■ Cont Education (60%) ■ Still Seeking (0%) ■ Time Off (0%)

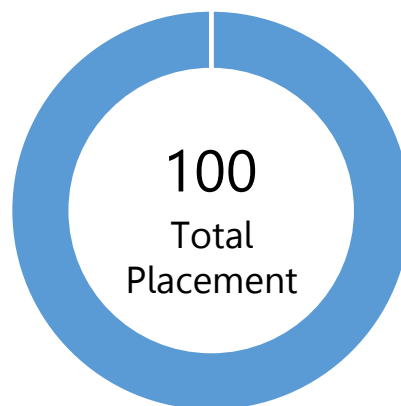
**Hiring Employers:** Rodium Group, U.S. Army

**Graduate Schools Attended:** University of Tulsa

## **ELEMENTARY EDUCATION**

3 graduates, with 3 (100%) reporting, 2 U.S. citizens and 1 international student.

3 Graduates Reporting



■ Employed (100%) ■ Cont Education (0%)  
■ Still Seeking (0%) ■ Time Off (0%)

**Hiring Employers:** Owasso Public Schools, Tulsa Public Schools

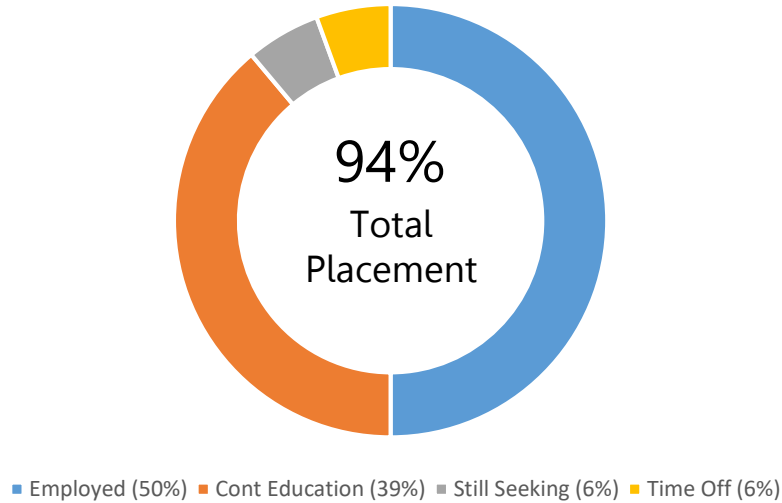
**Graduate Schools Attended:** N/A



## ENGLISH

19 graduates, with 18 (95%) reporting, 16 U.S. citizens and 2 international students.

18 Graduates Reporting



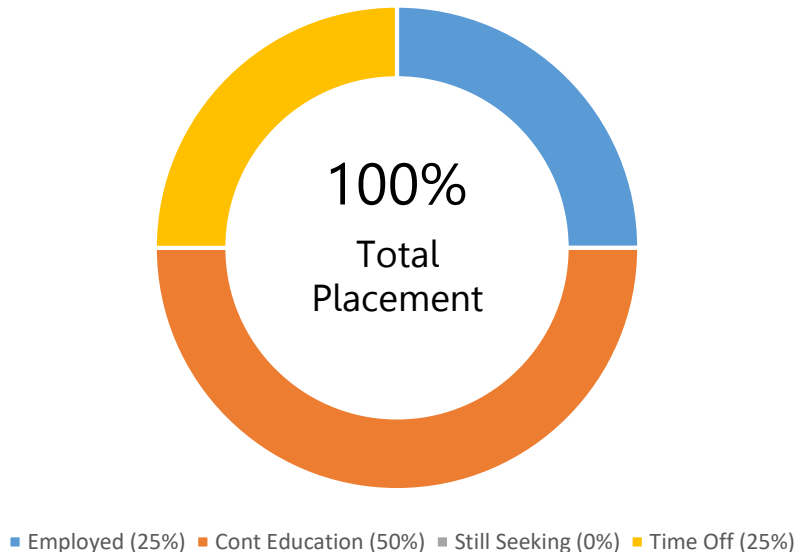
**Hiring Employers:** Alorica, Broken Arrow Public Schools, Cosby Harrison Company, Holy Rabbit Publishing House, Hourglass Collision, Our House in Little Rock, Tulsa City County Library, UP Academy

**Graduate Schools Attended:** University of North Carolina - Chapel Hill, University of Tulsa, University of Lausanne

## ENVIRONMENTAL POLICY

4 graduates, with 4 (100%) reporting, all U.S. citizens.

4 Graduates Reporting



**Hiring Employers:** Harrow Sports

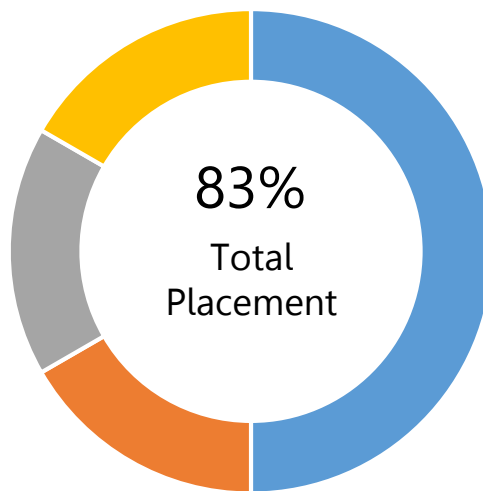
**Graduate Schools Attended:** Indiana University, Oklahoma State University



## FILM STUDIES

6 graduates, with 6 (100%) reporting, all U.S. citizens.

6 Graduates Reporting



■ Employed (50%) ■ Cont Education (17%) ■ Still Seeking (17%) ■ Time Off (17%)

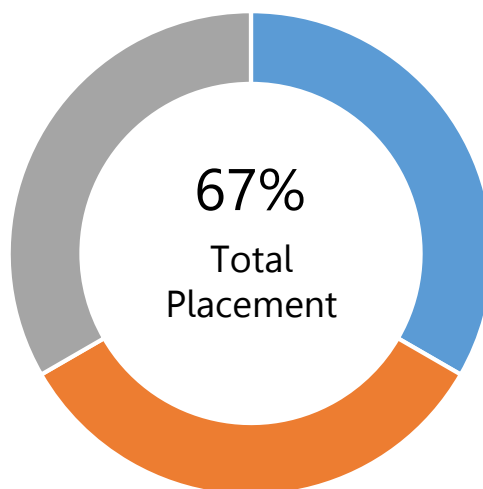
**Hiring Employers:** Outside Voice, Self-Employed

**Graduate Schools Attended:** Columbia College

## FRENCH

3 graduates, with 3 (100%) reporting, all U.S. citizens.

3 Graduates Reporting



■ Employed (33%) ■ Cont Education (33%) ■ Still Seeking (33%) ■ Time Off (0%)

**Hiring Employers:** French Ministry of Education

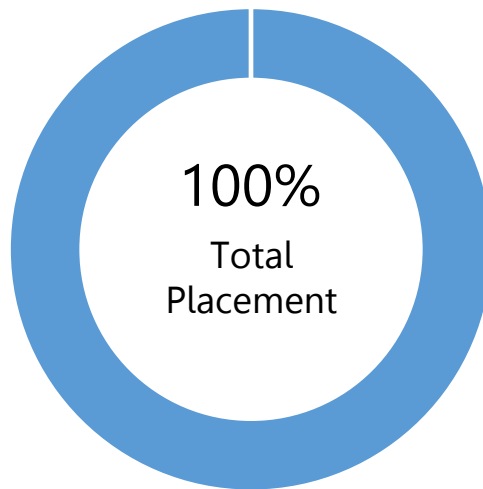
**Graduate Schools Attended:** Buffalo State - The State University of New York



## GERMAN

1 graduate, with 1 (100%) reporting, a U.S. citizen.

1 Graduate Reporting



■ Employed (100%) ■ Cont Education (0%) ■ Still Seeking (0%) ■ Time Off (0%)

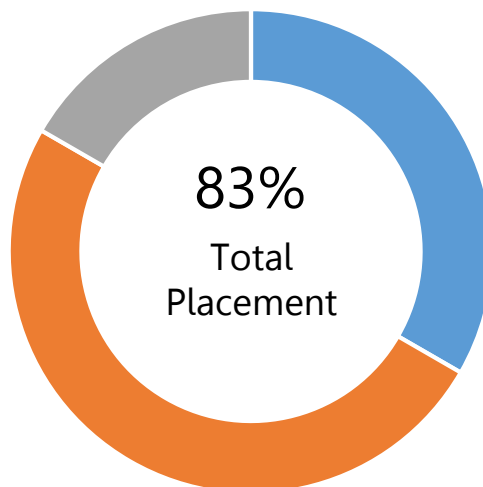
**Hiring Employers:** Tulsa Public Schools

**Graduate Schools Attended:** N/A

## HISTORY

6 graduates, with 6 (100%) reporting, 5 U.S. citizens and 1 international student.

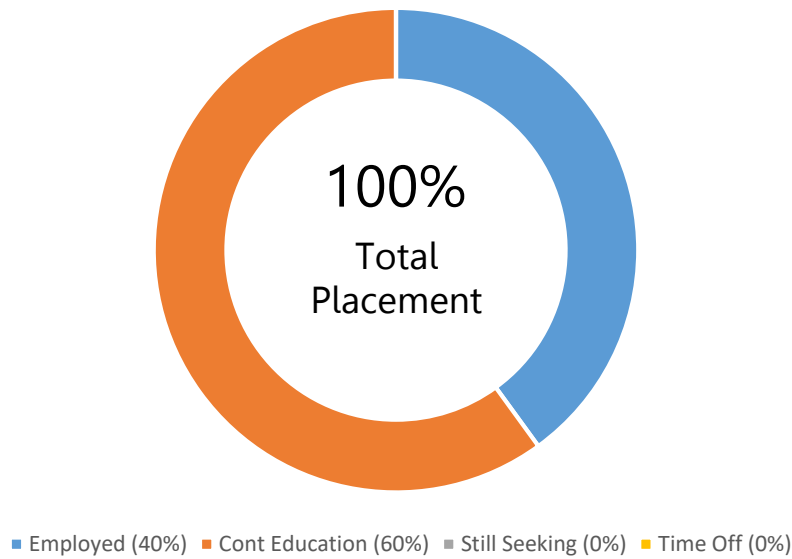
6 Graduates Reporting



■ Employed (33%) ■ Cont Education (50%) ■ Still Seeking (17%) ■ Time Off (0%)



### 5 History US Graduates Reporting

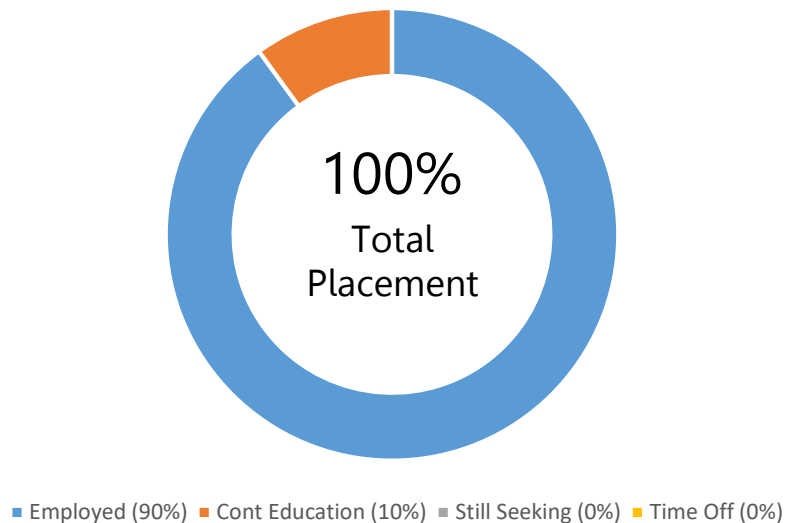


**Hiring Employers:** Alorica, Tulsa Public Schools  
**Graduate Schools Attended:** University of Tulsa

### MEDIA STUDIES

11 graduates, with 10 (91%) reporting, 8 U.S. citizens and 2 international students.

### 10 Graduates Reporting



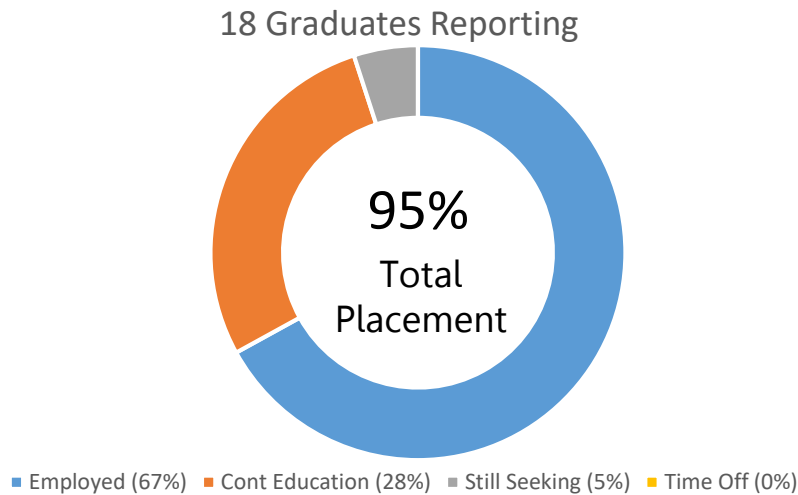
**Hiring Employers:** BOK Financial, Mayo Hotel, Monte Cassino Schools, Republic National Distributing, Tulsa Public Schools, Tulsa Reading Partners, Boating, Camping and Fishing  
**Graduate Schools Attended:** University of Tulsa



## MUSIC

*Includes Music/BA, Composition/BM, Instrumental/BM, Instrumental/BME, Piano/BM, Voice/BM, Voice/BME.*

19 graduates, with 18 (95%) reporting, all U.S. citizens.

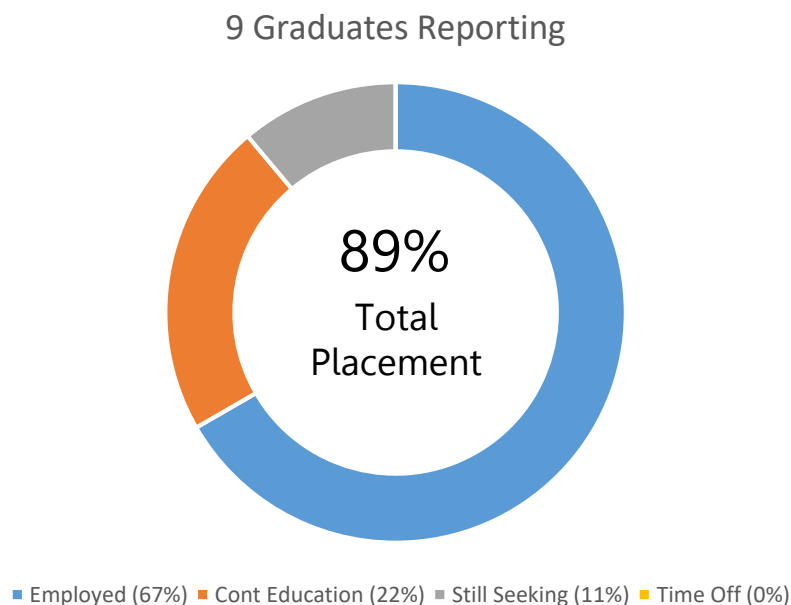


**Hiring Employers:** Bishline Acoustic Academy, Fulbelli's Restaurant, Hourglass Collision, Liberty Mutual Insurance, Master of Memory, Oklahoman's for Equality, Rolph Farms, Tulsa Public Schools, Union Public Schools, Project Transformation, Ponca City Public Schools

**Graduate Schools Attended:** University of Tulsa, University of Tulsa College of Law

## ORGANIZATIONAL STUDIES

10 graduates, with 9 (90%) reporting, 7 U.S. citizens and 2 international students.



**Hiring Employers:** Lodge at Frisco Bridges, Red Fuse Communications, University of Tulsa, Wagoner Public Schools, Sakarya Buyuksehir Belediyesi Spor Kulubu

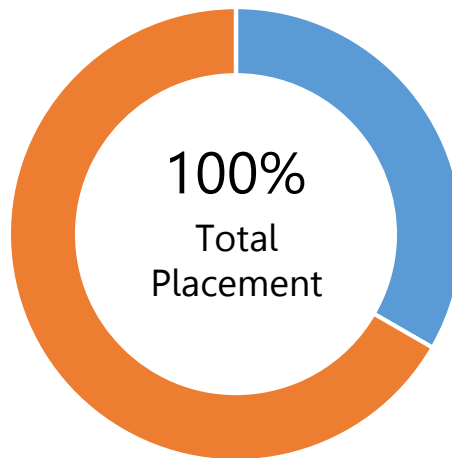
**Graduate Schools Attended:** University of Tulsa



## PHILOSOPHY

3 graduates, with 3 (100%) reporting, all U.S. citizens.

3 Graduates Reporting



■ Employed (33%) ■ Cont Education (67%) ■ Still Seeking (0%) ■ Time Off (0%)

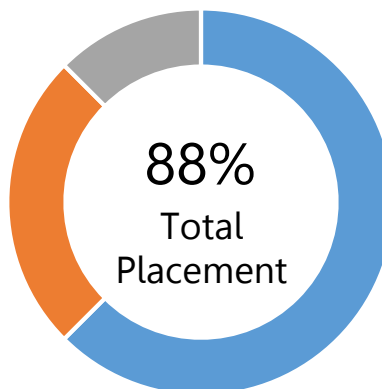
**Hiring Employers:** VictoryVR

**Graduate Schools Attended:** Colorado State University

## POLITICAL SCIENCE

8 graduates, with 8 (100%) reporting, all U.S. citizens.

8 Graduates Reporting



■ Employed (62%) ■ Cont Education (25%)  
■ Still Seeking (12%) ■ Time Off (0%)

**Hiring Employers:** ArdentMC, Claremore Progress, Oklahoma House of Representatives, Place of Safety, UJA-Federation of New York

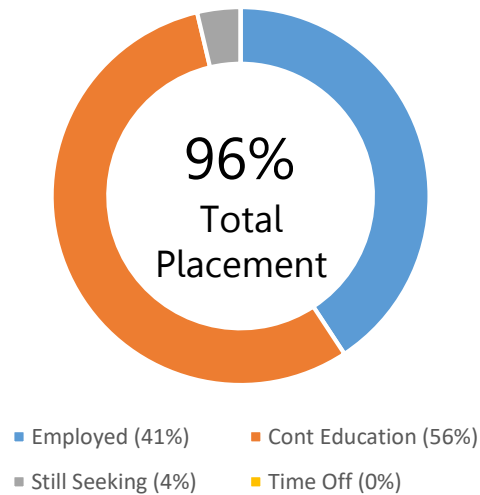
**Graduate Schools Attended:** William & Mary Law School



## PSYCHOLOGY

31 graduates, with 27 (87%) reporting, 26 U.S. citizens and 1 international student.

27 Graduates Reporting



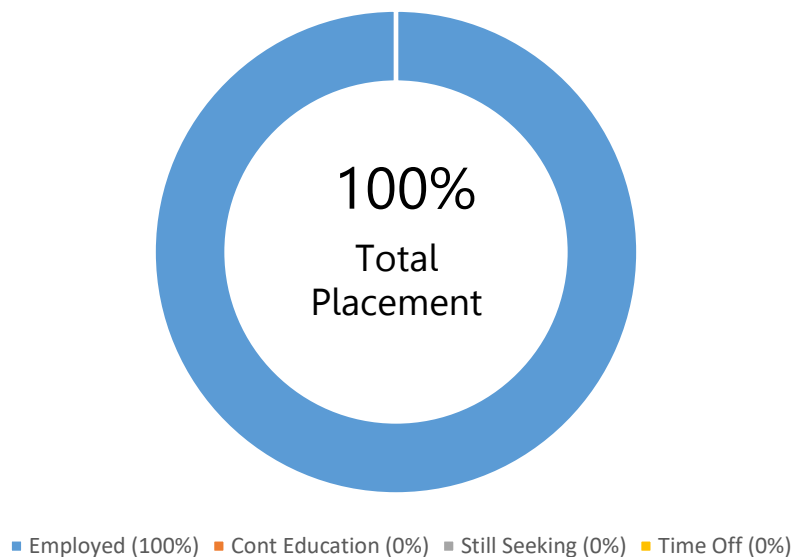
**Hiring Employers:** Amazon, Arvest, BOK Financial, CLASS Tulsa, Kiowa Tribe, National Center for PTSD, Behavioral Science Division, New Dominion, Peacemaker Lobster & Crab, Shadow Mountain Behavioral Health

**Graduate Schools Attended:** Arkansas College of Osteopathic Medicine, Oklahoma Surgical Hospital, University of Texas Health Science Center - San Antonio, University of Texas-Austin, University of Tulsa, McMaster University

## RELIGION

1 graduate, with 1 (100%) reporting, a U.S. citizen.

1 Graduate Reporting



**Hiring Employers:** Teaching in China

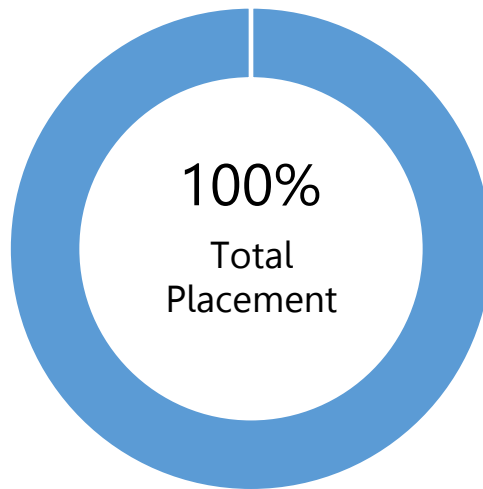
**Graduate Schools Attended:** N/A



## RUSSIAN STUDIES

1 graduate, with 1 (100%) reporting, a U.S. citizen.

1 Graduate Reporting



■ Employed (100%) ■ Cont Education (0%) ■ Still Seeking (0%) ■ Time Off (0%)

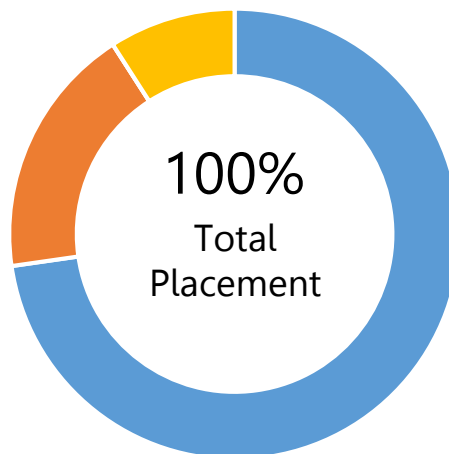
**Hiring Employers:** Fullbright Scholarship - Russia

**Graduate Schools Attended:** N/A

## SOCIOLOGY

11 graduates, with 11 (100%) reporting, 10 U.S. citizens and 1 international student.

11 Graduates Reporting



■ Employed (73%) ■ Cont Education (18%) ■ Still Seeking (0%) ■ Time Off (9%)

Salary data omitted due to fewer than three salaries reported.

**Hiring Employers:** Big Brothers Big Sisters, City Year, Family & Children's Services, Fulbelli's Restaurant, Lindsey House, Ronnie K. Irani Center for the Creation of Economic Wealth, Human Refugee Organizations

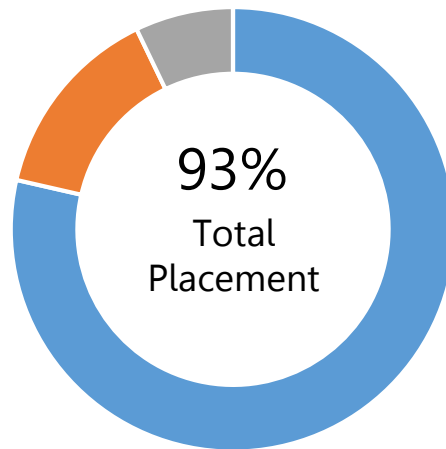
**Graduate Schools Attended:** Oklahoma State University College of Osteopathic Medicine, University of New Hampshire School of Law



## SPANISH

14 graduates, with 14 (100%) reporting, all U.S. citizens.

14 Graduates Reporting



■ Employed (79%) ■ Cont Education (14%) ■ Still Seeking (7%) ■ Time Off (0%)

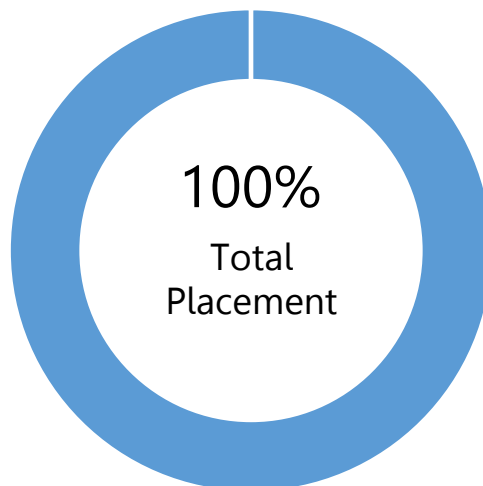
**Hiring Employers:** BOK Financial, Fullbright Scholarship – Ecuador, Hampton Inn & Suites Boise-Meridian, Hilti, Inceed, Place of Safety, Saxum, Tulsa Public Schools, Tulsa Reading Partners, Vrio

**Graduate Schools Attended:** University of Tulsa

## THEATRE

1 graduate, with 1 (100%) reporting, a U.S. citizen.

1 Graduate Reporting



■ Employed (100%) ■ Cont Education (0%) ■ Still Seeking (0%) ■ Time Off (0%)

**Hiring Employers:** Purple Rose Theatre Company

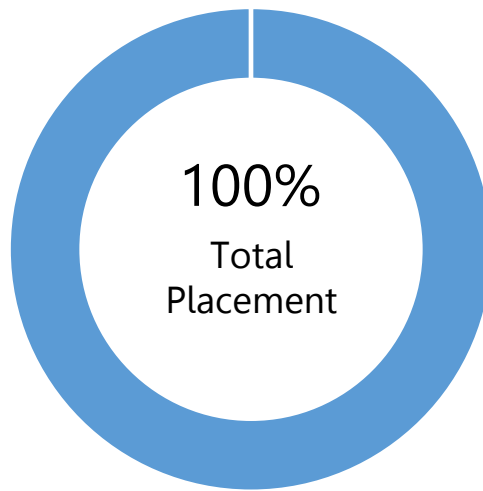
**Graduate Schools Attended:** N/A



## WOMEN'S AND GENDER STUDIES

3 graduates, with 3 (100%) reporting, all U.S. citizens.

3 Graduates Reporting



■ Employed (100%) ■ Cont Education (0%) ■ Still Seeking (0%) ■ Time Off (0%)

**Hiring Employers:** Big Brothers Big Sisters, University of Tulsa

**Graduate Schools Attended:** N/A









THE UNIVERSITY *of*  
**TULSA**  
*Career Services*

Henry Kendall College of Arts & Sciences  
Graduate Program Outcomes by Major

**For Graduates Between August 2017 – May 2018**



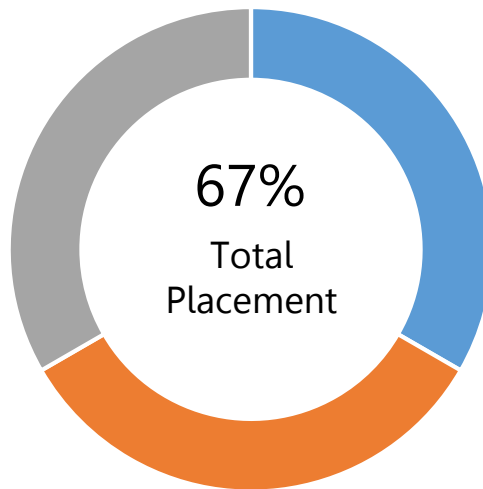




## MASTER OF ANTHROPOLOGY

3 graduates, with 3 (100%) reporting, all U.S. citizens.

3 Graduates Reporting



■ Employed (33%) ■ Cont Education (33%) ■ Still Seeking (33%) ■ Time Off (0%)

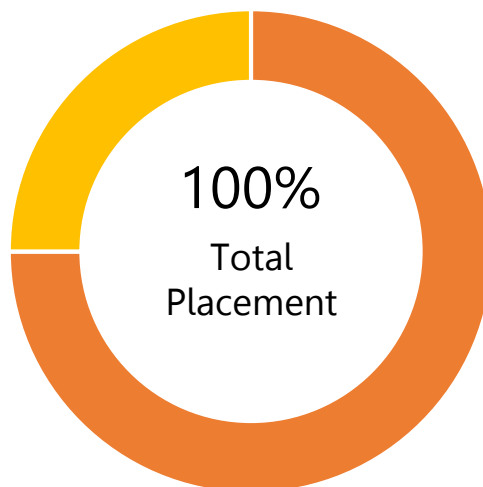
**Hiring Employers:** Self-Employed

**Graduate Schools Attended:** University of Oklahoma

## MASTER OF ART

4 graduates, with 4 (100%) reporting, all U.S. citizens.

4 Graduates Reporting



■ Employed (0%) ■ Cont Education (75%) ■ Still Seeking (0%) ■ Time Off (25%)

**Hiring Employers:** N/A

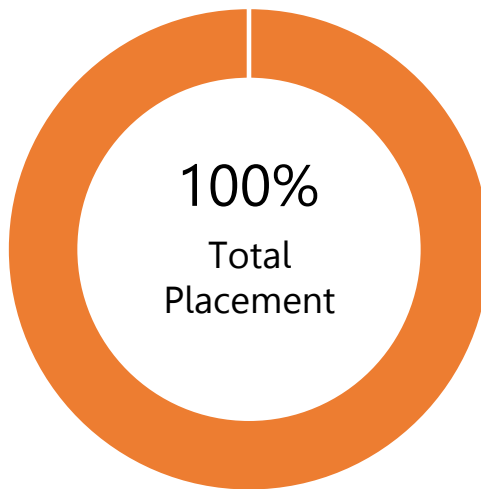
**Graduate Schools Attended:** University of Tulsa



## MASTER OF CLINICAL PSYCHOLOGY

5 graduates, with 5 (100%) reporting, all U.S. citizens.

5 Graduates Reporting



■ Employed (0%) ■ Cont Education (100%) ■ Still Seeking (0%) ■ Time Off (0%)

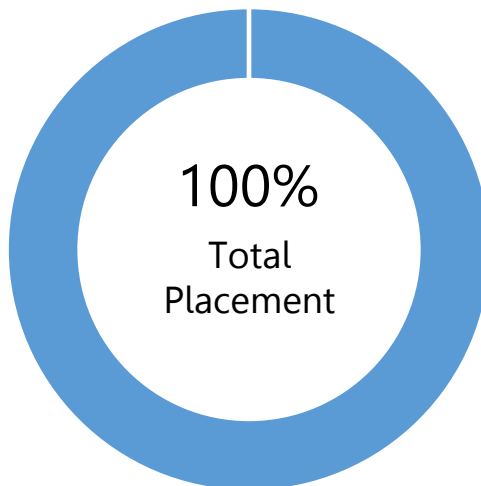
**Hiring Employers:** N/A

**Graduate Schools Attended:** University of Tulsa

## MASTER OF ENGLISH LANGUAGE AND LITERATURE

1 graduate, with 1 (100%) reporting, a U.S. citizen.

1 Graduate Reporting



■ Employed (100%) ■ Cont Education (0%) ■ Still Seeking (0%) ■ Time Off (0%)

**Hiring Employers:** Oklahoma City Public Schools

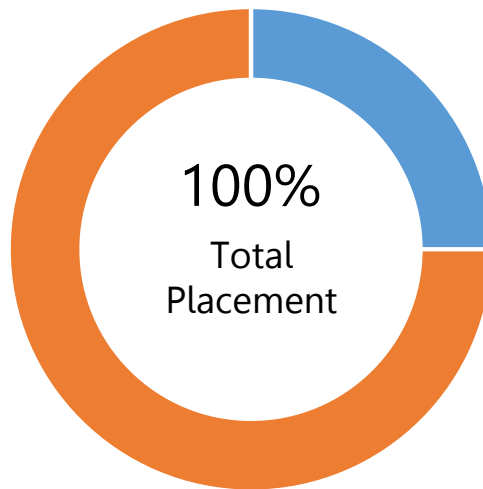
**Graduate Schools Attended:** N/A



### MASTER OF FINE ARTS

4 graduates, with 4 (100%) reporting, all U.S. citizens.

4 Graduates Reporting



■ Employed (25%) ■ Cont Education (75%) ■ Still Seeking (0%) ■ Time Off (0%)

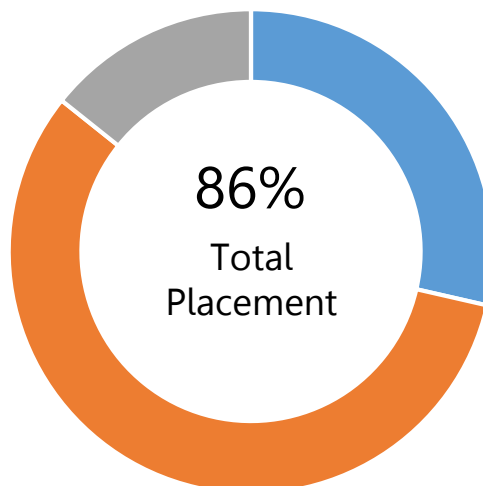
**Hiring Employers:** Oklahoma State University

**Graduate Schools Attended:** University of Tulsa

### MASTER OF HISTORY

7 graduates, with 7 (100%) reporting, all U.S. citizens.

7 Graduates Reporting



■ Employed (29%) ■ Cont Education (57%) ■ Still Seeking (14%) ■ Time Off (0%)

**Hiring Employers:** University of Tulsa

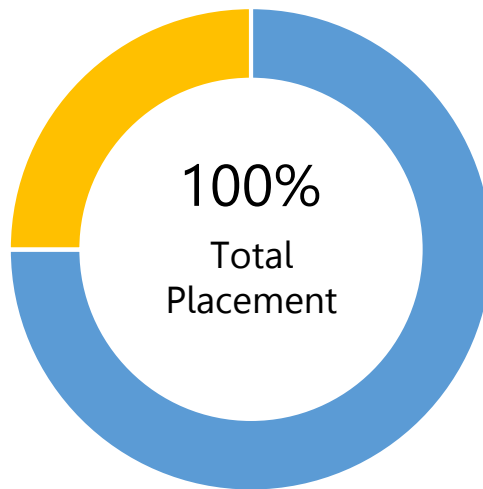
**Graduate Schools Attended:** Oklahoma State University, University of Arkansas, University of Utah



### MASTER OF ARTS IN EDUCATION

4 graduates, with 4 (100%) reporting, 3 U.S. citizens and 1 international student.

4 Graduates Reporting



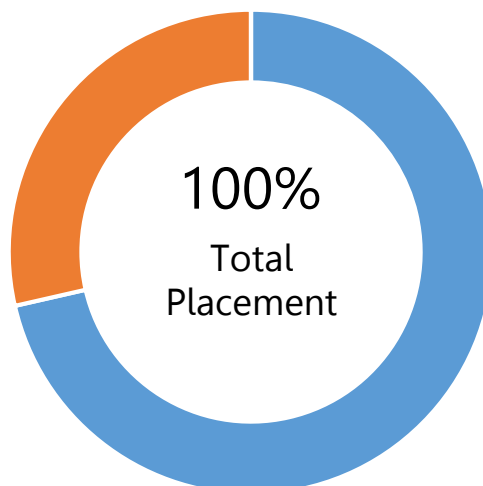
■ Employed (75%) ■ Cont Education (0%) ■ Still Seeking (0%) ■ Time Off (25%)

**Hiring Employers:** Arkansas State University, University of Tulsa, Door Real Estate

### MASTER OF MATH/SCIENCE EDUCATION

7 graduates, with 7 (100%) reporting, all U.S. citizens.

7 Graduates Reporting



■ Employed (71%) ■ Cont Education (29%) ■ Still Seeking (0%) ■ Time Off (0%)

**Hiring Employers:** ONEOK, Tulsa Public Schools, University of Tulsa

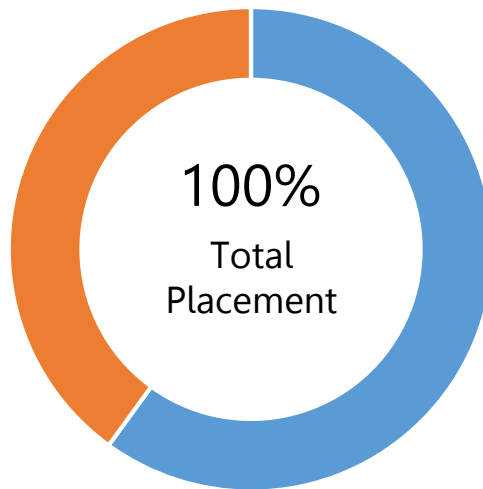
**Graduate Schools Attended:** University of Oklahoma, University of Tulsa



## MASTER OF PSYCHOLOGY/IO

5 graduates, with 5 (100%) reporting, all U.S. citizens.

5 Graduates Reporting



■ Employed (60%) ■ Cont Education (40%) ■ Still Seeking (0%) ■ Time Off (0%)

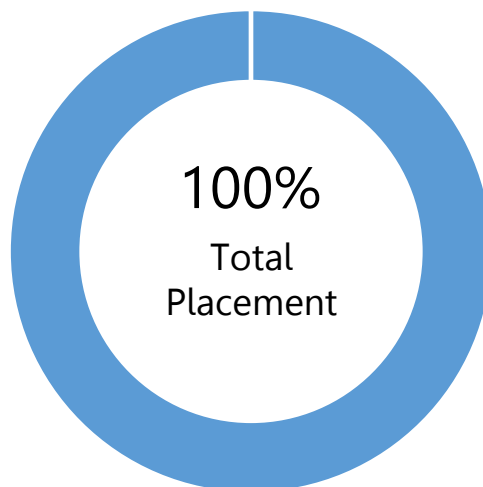
**Hiring Employers:** Daimler Greater China - Mercedes-Benz, Sofidel America, U.S. Department of State

**Graduate Schools Attended:** University of Tulsa

## MASTER OF TEACHING ARTS

1 graduate, with 1 (100%) reporting, a U.S. citizen.

1 Graduates Reporting



■ Employed (100%) ■ Cont Education (0%) ■ Still Seeking (0%) ■ Time Off (0%)

**Hiring Employers:** Union Public Schools

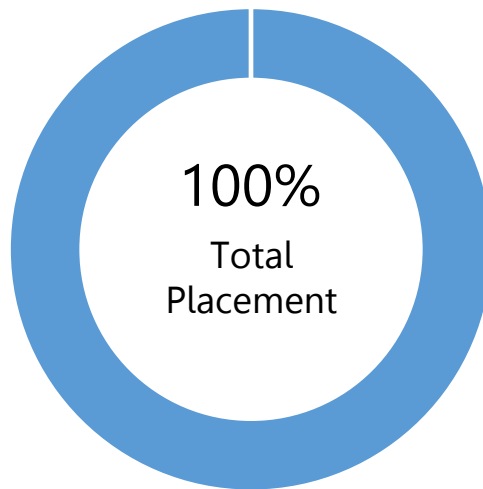
**Graduate Schools Attended:** N/A



## DOCTOR OF CLINICAL PSYCHOLOGY

6 graduates, with 6 (100%) reporting, all U.S. citizens.

6 Graduates Reporting



■ Employed (100%) ■ Cont Education (0%) ■ Still Seeking (0%) ■ Time Off (0%)

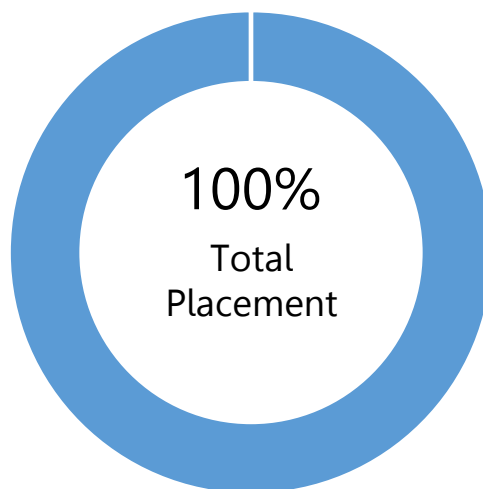
**Hiring Employers:** Michael E. Debakey VA Medical Center, National Center for Organizational Development, Oklahoma State University, Tulsa Sunshine Center, University of Kansas School of Medicine, University of Rochester Medical Center

**Graduate Schools Attended:** N/A

## DOCTOR OF ENGLISH LANGUAGE AND LITERATURE

6 graduates, with 5 (83%) reporting, all U.S. citizens.

5 Graduates Reporting



■ Employed (100%) ■ Cont Education (0%) ■ Still Seeking (0%) ■ Time Off (0%)

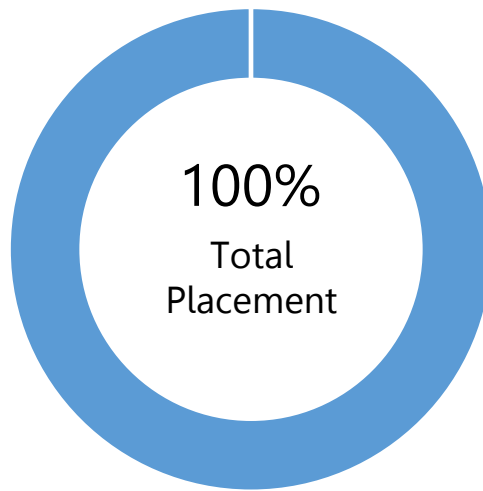
**Hiring Employers:** Oklahoma State University, University of Tulsa



## DOCTOR OF PSYCHOLOGY/IO

3 graduates, with 3 (100%) reporting, all U.S. citizens.

3 Graduates Reporting



■ Employed (100%) ■ Cont Education (0%) ■ Still Seeking (0%) ■ Time Off (0%)

**Hiring Employers:** Insights Data Science, PepsiCo, U.S. Army Research Institute









THE UNIVERSITY *of*  
**TULSA**  
*Career Services*

## Collins College of Business

For Graduates Between August 2017 – May 2018







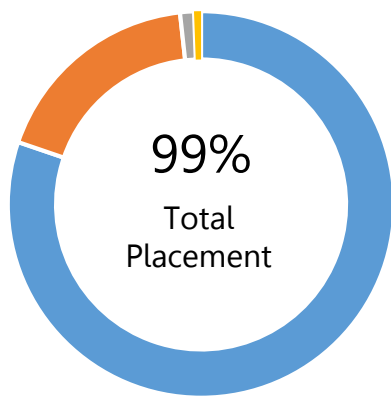
## Collins College of Business Executive Summary

### Career Outcome and Employment Rates for the 2017 – 2018 Year

A total of 281 students graduated from the Collins College of Business between August 2017 and May 2018. The Office of Career Services acquired first-destination career outcomes for 198 (70%) of the students. Our knowledge indicated that of the 198 graduates with career outcomes, 155 (78%) had accepted employment, 5 (3%) were seeking employment, 36 (18%) were seeking further education, and 2 (1%) were taking time off. This results in a total placement of 162 (97%) students.

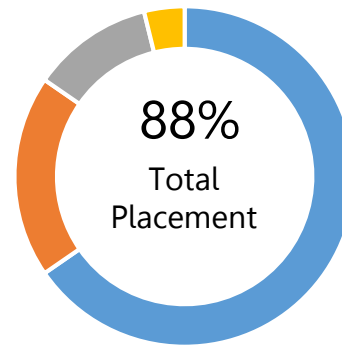
Note: “Total Placement” has been classified as students who are achieving their goal upon graduation. This includes students who have accepted employment, students who are continuing their education, and students who chose to take time off for a variety of reasons. The term “Total Placement” only excludes those students who are still seeking employment six months after graduation (i.e. “Still Seeking”).

172 US Graduates Reporting



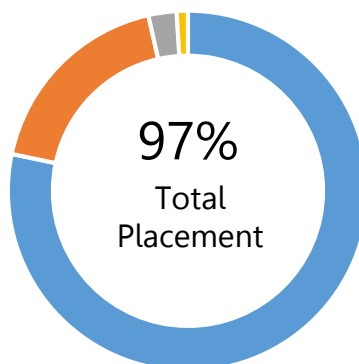
■ Employed (80%) ■ Grad School (18%)  
■ Still Seeking (1%) ■ Time Off (1%)

26 International Graduates Reporting



■ Employed (65%) ■ Grad School (19%)  
■ Still Seeking (12%) ■ Time Off (4%)

2017 - 2018 Total Business Career Outcomes (n = 198)



■ Employed (78%) ■ Grad School (18%) ■ Still Seeking (3%) ■ Time Off (1%)



## Collins College of Business – Statistical Breakdown, 2017 – 2018

	US Students	Percentage	Non-US Students	Percentage	Total	Percentage
<b>Respondents</b>	172	83%	26	35%	198	70%
<b>Not Reached</b>	35	17%	48	65%	83	30%
<b>Total Graduates</b>	207	100%	74	100%	281	100%

*\* Of the 198 Respondents*

<b>Seeking Employment</b>	140	81%	20	77%	160	81%
<b>Taking Time Off</b>	1	1%	1	4%	2	1%
<b>Continuing Education</b>	31	18%	5	19%	36	18%

*\* Of the 160 Seeking Employment*

<b>Employed</b>	138	99%	17	85%	155	97%
<b>Still Seeking Employment</b>	2	1%	3	15%	5	3%

### Undergraduate Students

	US Students	Percentage	Non-US Students	Percentage	Total	Percentage
<b>Respondents</b>	110	84%	19	30%	129	66%
<b>Not Reached</b>	21	16%	45	70%	66	34%
<b>Total Graduates</b>	131	100%	64	100%	195	100%

*\* Of the 129 Respondents*

<b>Seeking Employment</b>	78	71%	13	68%	91	71%
<b>Taking Time Off</b>	1	1%	1	5%	2	2%
<b>Continuing Education</b>	31	28%	5	26%	36	28%

*\* Of the 91 Seeking Employment*

<b>Employed</b>	77	99%	12	92%	89	98%
<b>Still Seeking Employment</b>	1	1%	1	8%	2	2%

### Graduate Students

	US Students	Percentage	Non-US Students	Percentage	Total	Percentage
<b>Respondents</b>	62	82%	7	70%	69	80%
<b>Not Reached</b>	14	18%	3	30%	17	20%
<b>Total Graduates</b>	76	100%	10	100%	86	100%

*\* Of the 69 Respondents*

<b>Seeking Employment</b>	62	100%	7	100%	69	100%
<b>Taking Time Off</b>	0	0%	0	0%	0	0%
<b>Continuing Education</b>	0	0%	0	0%	0	0%

*\* Of the 69 Seeking Employment*

<b>Employed</b>	61	98%	5	71%	66	96%
<b>Still Seeking Employment</b>	1	2%	2	29%	3	4%

*Due to unforeseen circumstances outcomes for the Collins College of Business was not collected until 8-10 months after graduation, resulting in a very low knowledge rate from undergraduate international students. For a more representative presentation of undergraduate international student outcomes, contact the Collins College of Business Career Center.*



## Collins College of Business – Historical Breakdown, 2014 – 2018

	2013 - 2014		2014 - 2015		2015 - 2016		2016 - 2017		2017-18	
	Total	Percentage	Total	Percentage	Total	Percentage	Total	Percentage	Total	Percentage
<b>Respondents</b>	244	95%	237	96%	263	91%	290	95%	198	70%
<b>Not Reached</b>	13	5%	10	4%	26	9%	16	5%	83	30%
<b>Total Graduates</b>	257	100%	247	100%	289	100%	306	100%	281	100%

*\* Of the Respondents*

<b>Seeking Employment</b>	183	75%	185	78%	202	77%	215	74%	160	81%
<b>Taking Time Off</b>	26	11%	10	4%	6	2%	6	2%	2	1%
<b>Continuing Education</b>	35	14%	42	18%	55	21%	69	24%	36	18%

*\* Of those Seeking Employment*

<b>Employed</b>	170	93%	164	89%	184	91%	186	87%	155	97%
<b>Still Seeking Employment</b>	13	7%	21	11%	18	9%	29	13%	5	3%

### Undergraduate Students

	2013 - 2014		2014 - 2015		2015 - 2016		2016 - 2017		2017-18	
	Total	Percentage	Total	Percentage	Total	Percentage	Total	Percentage	Total	Percentage
<b>Respondents</b>	144	94%	166	90%	166	90%	185	93%	129	66%
<b>Not Reached</b>	10	6%	18	10%	18	10%	13	7%	66	34%
<b>Total Graduates</b>	154	100%	184	100%	184	100%	198	100%	195	100%

*\* Of the Respondents*

<b>Seeking Employment</b>	95	66%	107	64%	107	64%	111	60%	91	71%
<b>Taking Time Off</b>	9	6%	6	4%	6	4%	5	3%	2	2%
<b>Continuing Education</b>	40	28%	53	32%	53	32%	69	37%	36	28%

*\* Of those Seeking Employment*

<b>Employed</b>	78	82%	93	87%	93	87%	91	82%	89	98%
<b>Still Seeking Employment</b>	17	18%	14	13%	14	13%	20	18%	2	2%

### Graduate Students

	2013 - 2014		2014 - 2015		2015 - 2016		2016 - 2017		2017-18	
	Total	Percentage	Total	Percentage	Total	Percentage	Total	Percentage	Total	Percentage
<b>Respondents</b>	93	100%	97	92%	97	92%	105	97%	69	80%
<b>Not Reached</b>	0	NA	8	8%	8	8%	3	3%	17	20%
<b>Total Graduates</b>	93	100%	105	100%	105	100%	108	100%	86	100%

*\* Of the Respondents*

<b>Seeking Employment</b>	90	97%	95	98%	95	98%	104	99%	69	100%
<b>Taking Time Off</b>	1	1%	0	0%	0	0%	1	1%	0	0%
<b>Continuing Education</b>	2	2%	2	2%	2	2%	0	0%	0	0%

*\* Of those Seeking Employment*

<b>Employed</b>	86	96%	91	96%	91	96%	95	91%	66	96%
<b>Still Seeking Employment</b>	4	4%	4	4%	4	4%	9	9%	3	4%



## **Collins College of Business: Employers with On-Campus Recruiting**

ABB*	Global Technology Partners*
Air National Guard	Grant Thornton*
Anadarko Petroleum*	Helmerich & Payne*
ArcBest	HoganTaylor*
Ardent Management Consulting	Holland Services
Arvest Bank	IBC Bank*
AT&T	IMAX Worldwide Imports
Bank of Oklahoma*	International Association of Administrative Professionals (IAAP)
BIS*	International Insurance Brokers
Bixby Public Schools	Japan Exchange & Teaching (JET) Program
BKD*	JoCo
Boosterthon Enterprises	Koch Industries*
Brown University 1-Year Master of Public Affairs	Langston University
Camp War Eagle	Macy's
CCK Strategies	Magellan Midstream Partners*
Chevron*	Matador Resources
City of Tulsa- Park and Recreation	Melton Truck Lines
City Year	NAVAIR
College Bound Academy	Newfield Exploration*
Columbia University School of International and Public Affairs	NORDAM
Community Food Bank of Eastern Oklahoma	Northeastern State University
Concho Resources*	Northeastern State University - Graduate Programs
ConocoPhillips*	Northwestern Mutual Financial Network
ConsumerAffairs	Norwood Land Services*
Counseling and Recovery Services of Oklahoma	Nova Smart Security
Cox Communications	Occidental Petroleum
Crowe Horwath	Office of the Comptroller of the Currency
CUNY School of Law	Oklahoma Army National Guard
Defense Information Systems Agency (DISA)	Oklahoma City Thunder
Deloitte*	Oklahoma Department of Human Services (DHS)
Devon Energy*	Oklahoma State University - Tulsa
E P Energy*	ONE Gas*
Eide Bailly*	ONEOK*
Enterprise Holdings	Oral Roberts University
EOG Resources*	OU-TU School of Community Medicine
Ernst & Young*	Paycom*
Exterran	Phillips 66*
Farmers Insurance Group	Reading Partners
Federal Aviation Administration - Flight Standards District Office	Rebuilding Together - Tulsa
Federal Bureau of Prisons	Republic National Distributing
FlyingTee	Robert Half Finance & Accounting
Fortuna Tulsa (Women's Premier Soccer League)	Rogers State University
	Series 7 Specialists



Sherwin-Williams  
 Southern Nazarene University-Tulsa  
 Southwest Power Pool  
 Spherexx.com  
 Stinnett & Associates  
 Targa Resources  
 Tenaska  
 Tenstreet  
 The E. W. Scripps Company  
 The Rowland Group  
 Tinker Air Force Base  
 Tulsa Athletics (National Premier Soccer League)  
 Tulsa Drillers Baseball and Tulsa Roughnecks FC  
 Tulsa Police Department  
 Tulsa Teacher Corps  
 Tulsa Teachers Credit Union  
 U.S. Air Force  
 U.S. Army  
 U.S. Border Patrol  
 U.S. Department of State

U.S. Marine Corps  
 U.S. Navy  
 University of Arkansas - Online Global Campus  
 University of Oklahoma at Tulsa  
 University of Tulsa – Collins College of Business  
     Graduate Programs  
 University of Tulsa College of Law  
 University of Tulsa Graduate School  
 University of Tulsa Paralegal Studies Program  
 Urban Teachers  
 Vail Resorts - Breckenridge Ski Resort  
 Verizon  
 Walgreens  
 Warwick Energy\*  
 Waterfield Energy Software  
 Williams\*  
 Wipro  
 WPX Energy\*  
 XTO Energy\*  
 YMCA of Greater Tulsa  
 Zeeco\*

**TOTAL ORGANIZATIONS RECRUITING FOR BUSINESS ON-CAMPUS: 125**

\*Total Companies Conducting Interviews On-Campus: 32

**Collins College of Business: Hiring Employers**

AHHA Tulsa  
 Al-Hugayet Group  
 Anadarko Petroleum  
 Aslan Energy  
 Baker Hughes  
 Beasley & Company  
 Bisco Industries  
 BKD  
 Blue Cross Blue Shield of Oklahoma  
 Bravo Natural Resources  
 Calyx Energy  
 Capstone Partners  
 Care First Pharmacy  
 Carvana  
 CDW  
 Chesapeake Energy  
 CliftonLarsonAllen  
 Colégio Letras e Cores  
 ConocoPhillips

Costco MIT  
 Deloitte  
 Enable Midstream Partners  
 Enterprise Holdings  
 Ernst & Young  
 Federal Reserve Bank of Kansas City  
 Fellowship of Catholic University Students  
 Ford Audio-Video  
 Frost & Sullivan  
 Fullbright Scholarship - Russia  
 Garmin International  
 Gateway Mortgage Group  
 Gitwit Creative  
 Goldman Sachs  
 GQR Global Markets  
 Grand River Dam Authority  
 Grant Thornton  
 Grant Thornton - China  
 Greenwich University



Harsco International  
 Helicomb International  
 Helmerich & Payne  
 Hilti  
 HoganTaylor  
 Hunter's Battery Warehouse  
 IHS Markit  
 Inceed  
 Interquest Detection Canines  
 Intouch Solutions  
 Jagzen Group  
 Johnson Matthey  
 JPMorgan Chase  
 K&M Precision Machine  
 Koch Industries  
 Kohl's  
 KPMG  
 Liberty Mutual Insurance  
 Lighthouse Christian Academy  
 Magellan Midstream Partners  
 Marathon Petroleum  
 Marlen International  
 Matrix Service Company  
 Metropolitan Grill  
 MidAmerican Energy  
 MidFirst Bank  
 Mohammed Bawazir for Trading  
 Nadel and Gussman  
 New Dominion  
 Newfield Exploration  
 Oklahoma AgCredit  
 Oklahoma Capital Bank  
 Oklahoma Insurance Department  
 Oklahoman's for Equality  
 ONEOK  
 ORS Nasco  
 PacifiCorp  
 Paladin Land Group  
 Phillips 66  
 PricewaterhouseCoopers  
 Procor  
 Professional Athlete  
 Program Management Group  
 QEP Resources

QuikTrip  
 R B Weatherman Masonry  
 Rebel Nature Consultant  
 Rebellion Energy  
 Reservoir Data Systems  
 Richards Group  
 Rodium Group  
 Rogers County  
 Sanderling Healthcare  
 SARTOR Investments  
 Sealed Air  
 Self-Employed  
 Sherwood Construction  
 Sinclair Broadcast Group  
 SolarEdge Technologies  
 Southwest Energy  
 Stan Johnson  
 Statoil  
 Sterling Foundation Management  
 Steward Tital of Oklahoma  
 Stinnett & Associates  
 Sunoco Logistics  
 Tallgrass Energy  
 Target  
 Tatweer Education Holding  
 Tecolote Energy  
 Texas Department of Public Safety  
 Trans Lease  
 Trust Company of Oklahoma  
 Tulsa Alternative Courts  
 Tulsa Centerless  
 Tulsa Public Schools  
 U.S. Army  
 UBS  
 University of Tulsa  
 UPS  
 Vega Energy  
 Verizon  
 Vrio  
 Waggoner Osborne Land Services  
 Warburton Capital Management  
 Whitley Penn  
 Williams  
 XTO Energy

**TOTAL ORGANIZATIONS HIRING BUSINESS GRADUATES: 126**



### **Collins College of Business: Graduate/Professional Schools**

Gonzaga University Graduate School of Business  
Oklahoma State University  
University of Colorado Boulder  
University of Oklahoma  
University of Rochester - Simon Business School

University of St. Thomas  
University of Texas - Austin  
University of Tulsa  
University of Tulsa College of Law

**TOTAL GRADUATE SCHOOLS ATTENDED BY BUSINESS GRADUATES: 9**









THE UNIVERSITY *of*  
**TULSA**  
*Career Services*

## Collins College of Business

### Undergraduate and Graduate Program Outcomes by Major

**Outcomes for the Collins College of Business by major  
may be requested from the Business Career Center**

Outcomes for Bachelor of Science in Business Administration  
with a major in Economics are reported on page 28









THE UNIVERSITY *of*  
**TULSA**  
*Career Services*

## College of Engineering & Natural Sciences

For Graduates Between August 2017 – May 2018







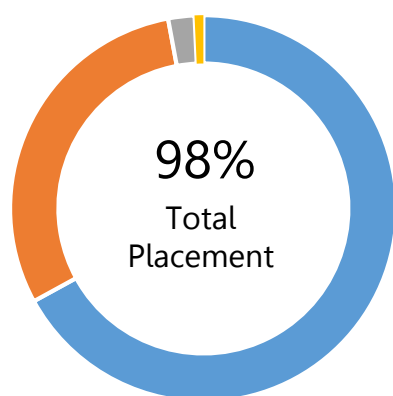
## College of Engineering & Natural Sciences Executive Summary

### Career Outcome and Employment Rates for the 2017 – 2018 Year

A total of 507 students graduated from the College of Engineering & Natural Sciences between August 2017 and May 2018. The Office of Career Services acquired first-destination career outcomes for 475 (94%) of the students. Our knowledge indicated that of the 475 graduates with career outcomes, 290 (61%) had accepted employment, 23 (5%) were seeking employment, 142 (30%) were seeking further education, and 20 (4%) were taking time off. This resulted in the total placement of 333 (95%) students.

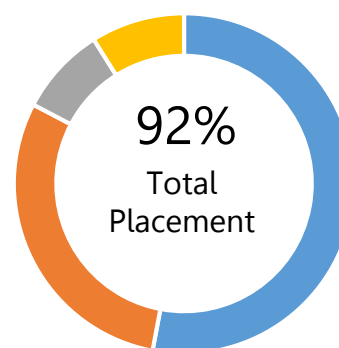
Note: “Total Placement” has been classified as students who are achieving their goal upon graduation. This includes students who have accepted employment, students who are continuing their education, and students who chose to take time off for a variety of reasons. The term “Total Placement” only excludes those students who are still seeking employment six months after graduation (i.e. “Still Seeking”).

273 US Graduates Reporting



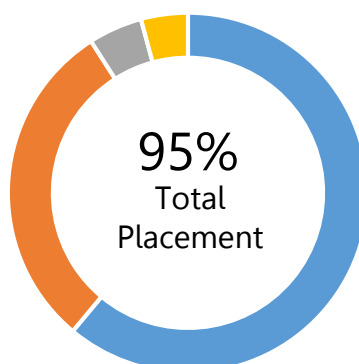
■ Employed (67%) ■ Grad School (30%)  
■ Still Seeking (2%) ■ Time Off (1%)

202 International Graduates Reporting



■ Employed (53%) ■ Grad School (30%)  
■ Still Seeking (8%) ■ Time Off (9%)

2017 - 2018 Total Engineering Career Outcomes (n = 475)



■ Employed (61%) ■ Grad School (30%) ■ Still Seeking (5%) ■ Time Off (4%)



## College of Engineering & Natural Sciences – Statistical Breakdown, 2017 – 2018

	US Students	Percentage	Non-US Students	Percentage	Total	Percentage
<b>Respondents</b>	273	98%	202	89%	475	94%
<b>Not Reached</b>	6	2%	26	11%	32	6%
<b>Total Graduates</b>	279	100%	228	100%	507	100%

*\* Of the 475 Respondents*

<b>Seeking Employment</b>	189	69%	124	61%	313	66%
<b>Taking Time Off</b>	2	1%	18	9%	20	4%
<b>Continuing Education</b>	82	30%	60	30%	142	30%

*\* Of the 313 Seeking Employment*

<b>Employed</b>	183	97%	107	86%	290	93%
<b>Still Seeking Employment</b>	6	3%	17	14%	23	7%

### Undergraduate Students

	US Students	Percentage	Non-US Students	Percentage	Total	Percentage
<b>Respondents</b>	223	98%	144	89%	367	94%
<b>Not Reached</b>	5	2%	18	11%	23	6%
<b>Total Graduates</b>	228	100%	162	100%	390	100%

*\* Of the 367 Respondents*

<b>Seeking Employment</b>	146	65%	84	58%	230	63%
<b>Taking Time Off</b>	2	1%	15	10%	17	5%
<b>Continuing Education</b>	75	34%	45	31%	120	33%

*\* Of the 230 Seeking Employment*

<b>Employed</b>	142	97%	71	85%	213	93%
<b>Still Seeking Employment</b>	4	3%	13	15%	17	7%

### Graduate Students

	US Students	Percentage	Non-US Students	Percentage	Total	Percentage
<b>Respondents</b>	50	98%	58	88%	108	92%
<b>Not Reached</b>	1	2%	8	12%	9	8%
<b>Total Graduates</b>	51	100%	66	100%	117	100%

*\* Of the 108 Respondents*

<b>Seeking Employment</b>	43	86%	40	69%	83	77%
<b>Taking Time Off</b>	0	0%	3	5%	3	3%
<b>Continuing Education</b>	7	14%	15	26%	22	20%

*\* Of the 83 Seeking Employment*

<b>Employed</b>	41	95%	36	90%	77	93%
<b>Still Seeking Employment</b>	2	5%	4	10%	6	7%



## College of Engineering & Natural Sciences – Historical Breakdown, 2014 – 2018

	2013 - 2014		2014 - 2015		2015 - 2016		2016 - 2017		2017-18	
	Total	Percentage	Total	Percentage	Total	Percentage	Total	Percentage	Total	Percentage
<b>Respondents</b>	342	95%	325	98%	370	95%	369	88%	475	94%
<b>Not Reached</b>	19	5%	8	2%	19	5%	48	12%	32	6%
<b>Total Graduates</b>	361	100%	333	100%	389	100%	417	100%	507	100%

*\* Of the Respondents*

<b>Seeking Employment</b>	218	64%	228	70%	231	63%	254	69%	313	66%
<b>Taking Time Off</b>	6	1%	17	5%	11	3%	6	2%	20	4%
<b>Continuing Education</b>	118	35%	80	25%	128	34%	109	30%	142	30%

*\* Of those Seeking Employment*

<b>Employed</b>	204	94%	200	88%	195	84%	206	81%	290	93%
<b>Still Seeking Employment</b>	14	6%	28	12%	36	16%	48	19%	23	7%

### Undergraduate Students

	2013 - 2014		2014 - 2015		2015 - 2016		2016 - 2017		2017-18	
	Total	Percentage	Total	Percentage	Total	Percentage	Total	Percentage	Total	Percentage
<b>Respondents</b>	243	96%	230	98%	265	95%	257	87%	367	94%
<b>Not Reached</b>	11	4%	5	2%	15	5%	38	13%	23	6%
<b>Total Graduates</b>	254	100%	235	100%	280	100%	295	100%	390	100%

*\* Of the Respondents*

<b>Seeking Employment</b>	144	59%	150	65%	160	60%	168	65%	230	63%
<b>Taking Time Off</b>	5	2%	13	6%	7	3%	5	2%	17	5%
<b>Continuing Education</b>	94	39%	67	29%	98	37%	84	33%	120	33%

*\* Of those Seeking Employment*

<b>Employed</b>	134	93%	129	86%	131	82%	134	80%	213	93%
<b>Still Seeking Employment</b>	10	7%	21	14%	29	18%	34	20%	17	7%

### Graduate Students

	2013 - 2014		2014 - 2015		2015 - 2016		2016 - 2017		2017-18	
	Total	Percentage	Total	Percentage	Total	Percentage	Total	Percentage	Total	Percentage
<b>Respondents</b>	99	93%	95	97%	105	96%	112	92%	108	92%
<b>Not Reached</b>	8	7%	3	3%	4	4%	10	8%	9	8%
<b>Total Graduates</b>	107	100%	98	100%	109	100%	122	100%	117	100%

*\* Of the Respondents*

<b>Seeking Employment</b>	74	75%	78	82%	71	68%	86	77%	83	77%
<b>Taking Time Off</b>	1	1%	4	4%	4	4%	1	1%	3	3%
<b>Continuing Education</b>	24	24%	13	14%	30	28%	25	22%	22	20%

*\* Of those Seeking Employment*

<b>Employed</b>	70	95%	71	91%	64	90%	72	84%	77	93%
<b>Still Seeking Employment</b>	4	5%	7	9%	7	10%	14	16%	6	7%



## **College of Engineering & Natural Sciences: Employers with On-Campus Recruiting**

ABB*	Helmerich & Payne*
Air National Guard	Hilcorp Energy*
ArcBest	HollyFrontier*
Ardent Management Consulting	Honeywell*
Arvest Bank	IMAX Worldwide Imports
AT&T	International Association of Administrative Professionals (IAAP)
Bank of Oklahoma*	International Insurance Brokers
BIS*	JMA Energy
Bixby Public Schools	JoCo
BlueStone Natural Resources	Koch Industries*
Boosterthon Enterprises	KPMG
Chevron*	Langston University
Cimarex	Macy's
City of Tulsa- Park and Recreation	Magellan Midstream Partners*
City Year	Melton Truck Lines
Cogent	National Security Agency
College Bound Academy	NAVAIR
Community Food Bank of Eastern Oklahoma	Newfield Exploration*
Concho Resources	NORDAM*
ConocoPhillips*	Northeastern State University - Graduate Programs
ConsumerAffairs	Northwestern Mutual Financial Network
Counseling and Recovery Services of Oklahoma	Norwood Land Services
CP Kelco	Nova Smart Security
Crowe Horwath	Occidental Petroleum*
CymSTAR	Oklahoma Army National Guard
Cyntergy	Oklahoma City Thunder
Defense Information Systems Agency (DISA)	Oklahoma Medical Research Foundation
Department of Homeland Security	Oklahoma State University - Tulsa
Devon Energy*	ONE Gas*
eLynx Technologies	ONEOK*
Enovation Controls	Oral Roberts University
Enterprise Holdings	OU-TU School of Community Medicine
EOG Resources*	Paycom*
Ernst & Young*	Phillips 66*
Exterran	QPS Engineering
Farmers Insurance Group	Reading Partners
Federal Aviation Administration - Flight Standards District Office	Rebellion Energy
Federal Bureau of Prisons	Rebuilding Together - Tulsa
FlyingTee	Republic National Distributing
Fortuna Tulsa (Women's Premier Soccer League)	Robert Half Finance & Accounting
Foundation Energy	Rogers State University
Global Technology Partners*	Southern Nazarene University-Tulsa
Halliburton*	Southwest Power Pool*



Spherexx.com  
 Targa Resources  
 The Ross Group  
 The Rowland Group  
 The University of Tulsa  
 Tinker Air Force Base  
 Triumph Group  
 Tulsa Athletics (National Premier Soccer League)  
 Tulsa Drillers Baseball and Tulsa Roughnecks FC  
 Tulsa Police Department  
 Tulsa Teacher Corps  
 Tulsa Teachers Credit Union  
 U.S. Air Force  
 U.S. Army  
 U.S. Border Patrol  
 U.S. Department of State  
 U.S. Marine Corps  
 U.S. Navy  
 Unit Corporation

Universidad Autonoma de Guadalajara School of  
 Medicine  
 University of Arkansas  
 University of Arkansas - Online Global Campus  
 University of Oklahoma - Tulsa  
 University of Tulsa – Collins College of Business  
 Graduate Programs  
 University of Tulsa College of Law  
 University of Tulsa Graduate School  
 University of Tulsa Paralegal Studies Program  
 Urban Teachers  
 Verizon  
 Walgreens  
 Waterfield Energy Software  
 Williams\*  
 Wipro  
 WPX Energy\*  
 XTO Energy\*  
 YMCA of Greater Tulsa  
 Zeeco\*

## **TOTAL ORGANISATIONS RECRUITING FOR ENGINEERING & NATURAL SCIENCES ON-CAMPUS: 123**

\*Total Companies Conducting Interviews On-Campus: 28

### **College of Engineering & Natural Sciences: Hiring Employers**

AAON	Boeing
Accenture	Calyx Energy
ACME	Cameron
Acquire Energy Consulting	Campus Ministry
Aerotek	Carvana
Airdoc	Cased Hole Services
Airgas	CC Energy Development
Alamo Pressure	Chevron
Allied Motion Technologies	China National Offshore Oil Corporation (CNOOC)
Allison Transmission	Cimarex Energy
Amazon	Circle 9 Resources
AmbioPharm	Clarus Subsea Integrity
Apache	Clayco
Apple via Apex	Cleaver Brooks
Baker Hughes	Columbine Logging
Baylor University Medical Center	Congressional Race Field Team
Berexco	ConsumerAffairs
BJ Services	CymSTAR
BNSF Railway	Da/Pro Rubber
BOD	Daleel Petroleum



Dell	Kuwait Petroleum
Denver Water	L3
Ditch Witch	L3 AMI Instruments
Dow Chemical	L3 Technologies
DRD Technology	LafargeHolcim
Dresser-Rand	Laureate Institute for Brain Research
DuraCoatings	Magellan Midstream Partners
Emporia Energy	Maha Energy
ENERCON Services	MaxEUR
EnLink Midstream	McKinsey & Company
Environmental Protection Agency	Miami Dade County Department of Regulatory and Economic Resources
EOG Resources	MidAmerican Energy
Epic Engineering	Midstates Petroleum
Ernst & Young	MIRATECH
Evercore Partners	Mohammed Bawazir for Trading
Exterran	Muncie Power Products
Farm Credit Services of America	NAVAIR
Fisher Products	NBI Services
Ford Audio-Video	Neenah
Foundation Energy	New Mexico Institute of Mining and Technology
Fullbright Scholarship - Ecuador	Occidental Petroleum
Garmin International	Oman Oil Company Exploration & Production
Goldman Sachs	One of a Kind Solutions
Google	ONEOK
Greenheck	Orpic Chemical
Guangdong Inspection and Quarantine Technology	OU-TU School of Community Medicine
Halliburton	ParFab Companies
Hasco Oil	Parsley Energy
HE&M	Paycom
Helmerich & Payne	PCES
HFA Architecture and Engineering	Perodua
Hilti	Petrobras
HollyFrontier	Petroleum Development Oman
Honda of America Mfg	Phillips 66
Honeywell UOP Russell	Premier Oilfield Group
Horner & Shifrin	Prince Sattam bin Abdulaziz University
IEH Laboratories & Consulting Group	ProScribe
JARDUM	PT. Basuki Pratama Engineering
JLL	Red Bluff Resources
John Deere	Reformed University Fellowship
K12.com	Renewable Energy Group
Kenco Engineering	ResourceOne
Kentz	Ross Group
Kiewit	RPS Group
Kinspan Insulated Panels	S&P Global
Kraft Foods	



S.POINT	Trane MidAmerica
Saint Francis Health System	TransCanada
Sanguine Gas Exploration	TRC Solutions
Sapura Energy Berhad	Turkish Petroleum
Saudi Arabian Chevron	Turkiye Petrolleri Anonim Ortakligi
Saudi Aramco	U.S. Army
Schlumberger	U.S. Department of Defense
Schlumberger International	U.S. Federal Government
ScribeAmerica	U.S. Geological Survey
Self-Employed	U.S. Navy
Shell	University of Pennsylvania
Sherwin Williams	University of Queensland
SONANGOL	University of Texas - Austin
Southwest Power Pool	University of Tulsa
Spectrum Tracer Services	UTC Aerospace Systems
Spire Energy	VictoryVR
St. John Health System	Vietnam Real Estate
Stanford University	Walgreens
Summit ESP	Walt Disney World
Tech Mahindra India	Weatherford International
Tellurics Technology	Williams
Ten-Nine Technologies	Wood
Tethys Oil	Woodshole
Texas Instruments	WorleyParsons
THG Energy Solutions	WSP Global
Todd Energy	Zeeco
Toray Membrane USA	Zephyrus Electronics
Total E&P UK Limited	Ziebel US
Toyota North America	

**TOTAL ORGANIZATIONS HIRING ENGINEERING & NATURAL SCIENCES GRADUATES: 188**

### **College of Engineering & Natural Sciences: Graduate/Professional Schools**

Abu Dhabi National Oil Company	Northeastern University
Arizona State University	Oklahoma State University
Arkansas College of Osteopathic Medicine	Oklahoma State University Center for Health Sciences
Boston College	Pennsylvania State University
Georgia Institute of Technology	Rice University
Heriot-Watt University	RMIT University - Australia
Indiana University	Sultan Qaboos University
Kansas State University	Texas A&M University
McGill University	University of Arkansas for Medical Sciences
New Mexico Institute of Mining and Technology	University of California - Davis
Northeastern State University	University of California - Irvine



University of California - Los Angeles  
University of Chicago  
University of Columbia  
University of Delaware  
University of Houston  
University of Kansas  
University of Leeds  
University of Massachusetts  
University of Michigan - Ann Arbor  
University of New Mexico  
University of New Orleans  
University of New South Wales - Australia  
University of Notre Dame  
University of Oklahoma

University of Oklahoma College of Medicine  
University of Oklahoma Health Sciences Center  
University of Southern California  
University of Technology Sydney  
University of Texas - Austin  
University of Tulsa  
University of Washington  
University of Wisconsin  
University of Wisconsin - Madison  
Washington University in St Louis  
West Virginia University  
Wichita State University  
William & Mary Law School

**TOTAL GRADUATE SCHOOLS ATTENDED BY ENGINEERING & NATURAL SCIENCES GRADUATES: 49**





THE UNIVERSITY *of*  
**TULSA**

*Career Services*

College of Engineering & Natural Sciences

Undergraduate Program Outcomes by Major

**For Graduates Between August 2017 – May 2018**



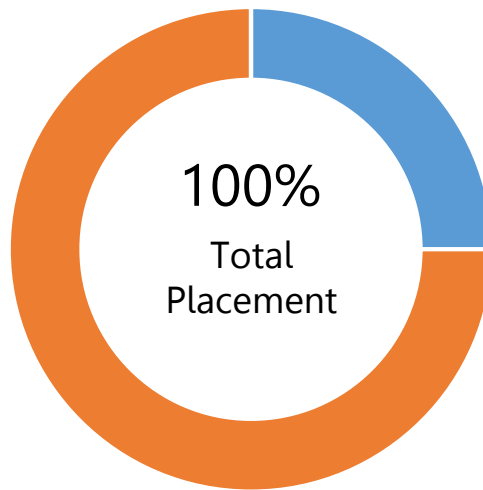




### APPLIED MATHEMATICS

6 graduates, with 4 (33%) reporting, 2 U.S. citizens and 2 international students.

4 Graduates Reporting



■ Employed (25%) ■ Cont Education (75%) ■ Still Seeking (0%) ■ Time Off (0%)

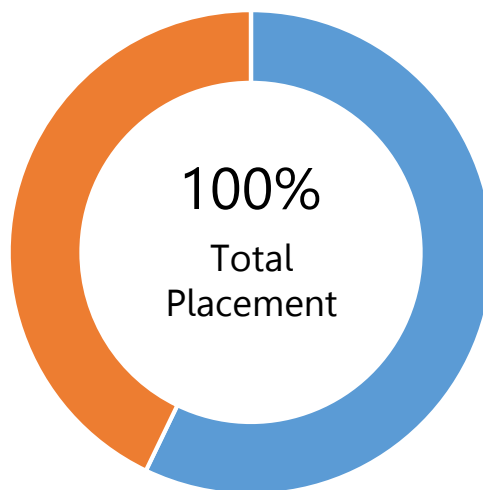
**Hiring Employers:** TransCanada

**Graduate Schools Attended:** University of Southern California, University of Tulsa

### BIOCHEMISTRY

15 graduates, with 14 (93%) reporting, 13 U.S. citizens and 1 international student.

14 Graduates Reporting



■ Employed (57%) ■ Cont Education (43%) ■ Still Seeking (0%) ■ Time Off (0%)

**Hiring Employers:** Baker Hughes, Denver Water, Fullbright Scholarship – Ecuador, ProScribe, Saint Francis Health System, ScribeAmerica, Walgreens, St. John Health System

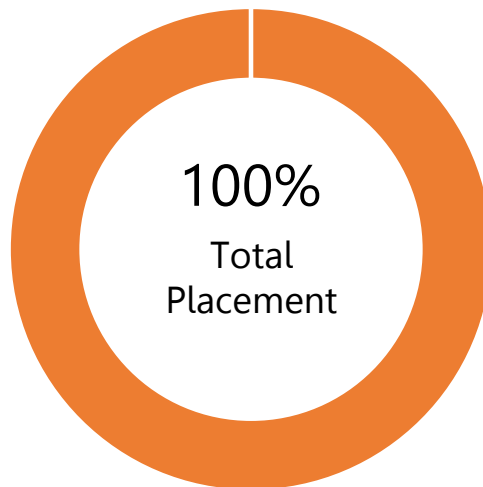
**Graduate Schools Attended:** Northeastern State University, University of Arkansas for Medical Sciences, University of Wisconsin, William & Mary Law School



## BIOGEOSCIENCES

1 graduate, with 1 (100%) reporting, a U.S. citizen.

1 Graduate Reporting



■ Employed (0%) ■ Cont Education (100%) ■ Still Seeking (0%) ■ Time Off (0%)

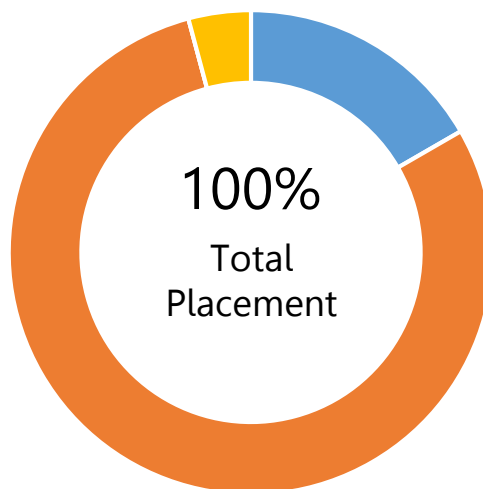
**Hiring Employers:** N/A

**Graduate Schools Attended:** University of Tulsa

## BIOLOGY

25 graduates, with 24 (100%) reporting, all U.S. citizens.

24 Graduates Reporting



■ Employed (17%) ■ Cont Education (79%) ■ Still Seeking (0%) ■ Time Off (4%)

**Hiring Employers:** Baylor University Medical Center, IEH Laboratories & Consulting Group, Saint Francis Health System

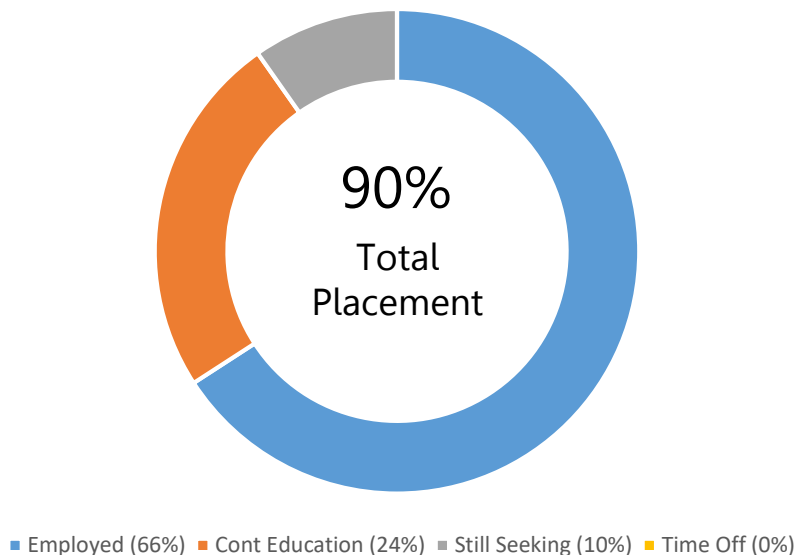
**Graduate Schools Attended:** Arkansas College of Osteopathic Medicine, Kansas State University, Oklahoma State University, Oklahoma State University Center for Health Sciences, University of Michigan - Ann Arbor, University of New Mexico, University of Oklahoma, University of Oklahoma College of Medicine



## CHEMICAL ENGINEERING

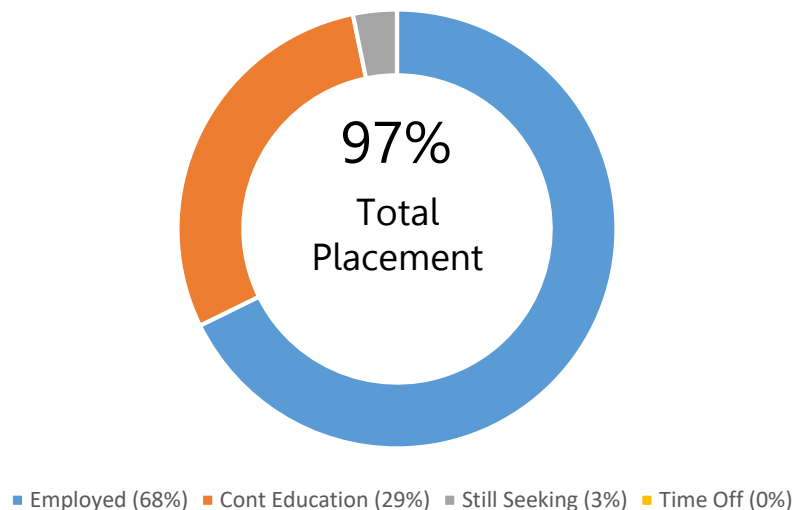
43 graduates, with 41 (95%) reporting, 31 U.S. citizens and 10 international students.

### 41 Graduates Reporting



7-U.S. Salaries Reported: Average = \$85,000; Minimum = \$67,000; Maximum = \$115,000

### 31 Chemical Engineering **US** Graduates Reporting

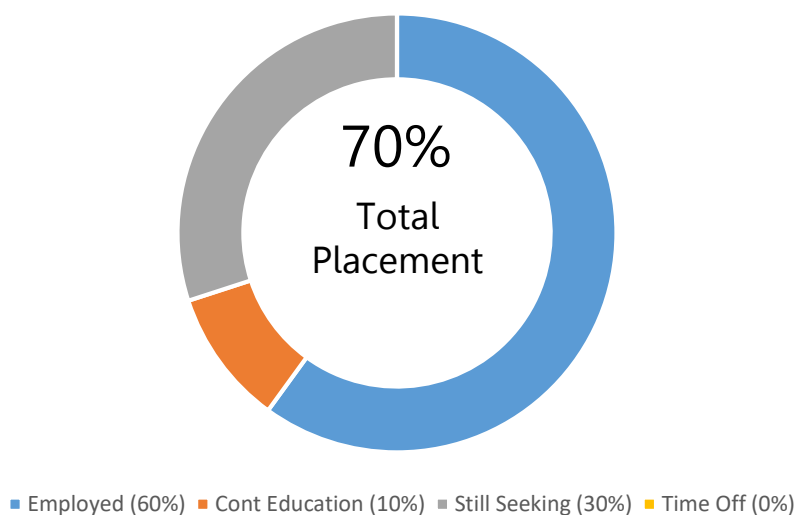


**Hiring Employers:** AmbioPharm, BNSF Railway, Cimarex Energy, Dow Chemical, Exterran, Halliburton, HollyFrontier, Honeywell UOP Russell, Kenco Engineering, Kraft Foods, Neenah, Phillips 66, Ross Group, RPS Group, Spectrum Tracer Services, Williams, Zeeco

**Graduate Schools Attended:** Rice University, University of California - Los Angeles, University of Kansas, University of Massachusetts, University of New Orleans, University of Oklahoma, University of Texas-Austin



10 Chemical Engineering **International**  
Graduates Reporting

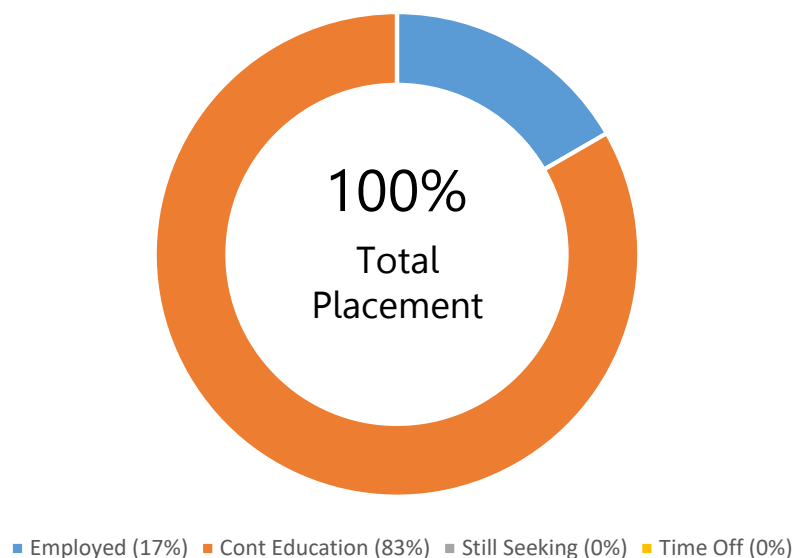


**Hiring Employers:** Fisher Products, Greenheck, Guangdong Inspection and Quarantine Technology Center, Kinspan Insulated Panels, Maha Energy, Renewable Energy Group  
**Graduate Schools Attended:** University of Southern California

**CHEMISTRY**

7 graduates, with 6 (86%) reporting, all U.S. citizens.

6 Graduates Reporting



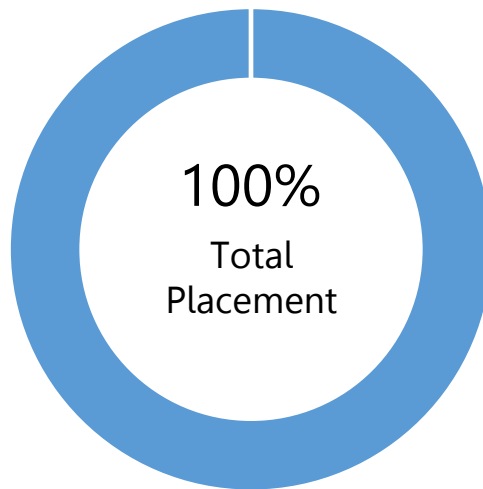
**Hiring Employers:** Airgas  
**Graduate Schools Attended:** Boston College, University of Arkansas for Medical Sciences, University of Delaware, University of Oklahoma Health Sciences Center



## COMPUTER SIMULATION AND GAMING

1 graduate, with 1 (100%) reporting, a U.S. citizen.

1 Graduate Reporting



■ Employed (100%) ■ Cont Education (0%) ■ Still Seeking (0%) ■ Time Off (0%)

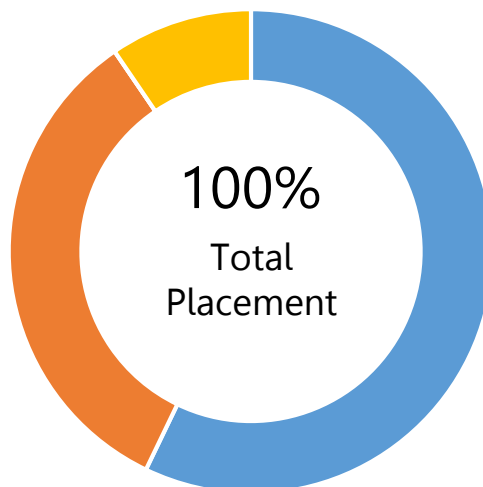
**Hiring Employers:** CymSTAR

**Graduate Schools Attended:** N/A

## COMPUTER SCIENCE

22 graduates, with 21 (95%) reporting, 16 U.S. citizens and 5 international students.

21 Graduates Reporting

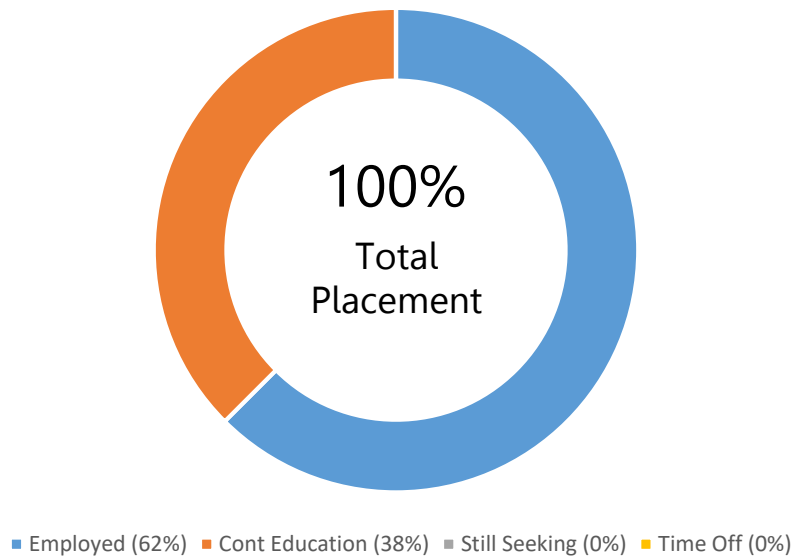


■ Employed (57%) ■ Cont Education (33%) ■ Still Seeking (0%) ■ Time Off (10%)

3-U.S. Salaries Reported: Average = \$74,333; Minimum = \$55,000; Maximum = \$106,000



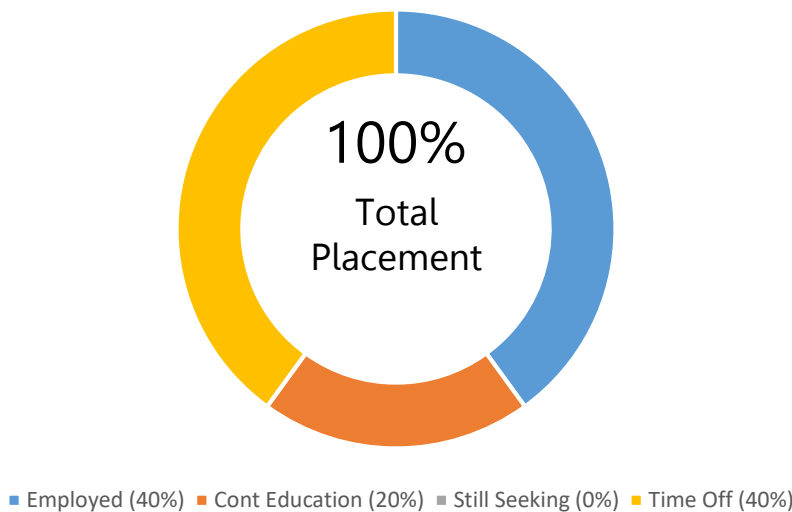
### 16 Computer Science **US** Graduates Reporting



**Hiring Employers:** Amazon, CymSTAR, Garmin International, Google, Laureate Institute for Brain Research, ONEOK, Reformed University Fellowship, Southwest Power Pool, VictoryVR

**Graduate Schools Attended:** Oklahoma State University, University of Southern California, University of Tulsa

### 5 Computer Science **International** Graduates Reporting



**Hiring Employers:** ConsumerAffairs, Saudi Aramco

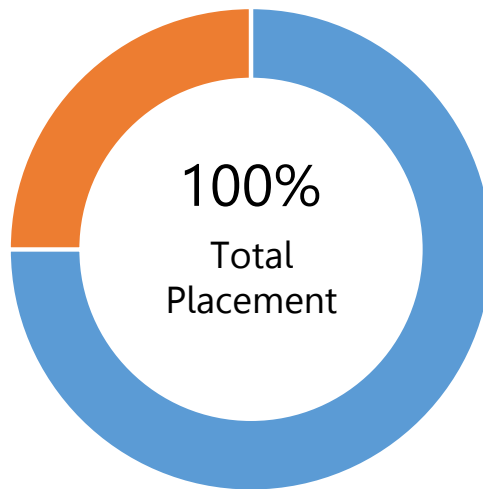
**Graduate Schools Attended:** University of Washington



## ELECTRICAL AND COMPUTER ENGINEERING

4 graduates, with 4 (100%) reporting, all U.S. citizens.

4 Graduates Reporting



■ Employed (75%) ■ Cont Education (25%) ■ Still Seeking (0%) ■ Time Off (0%)

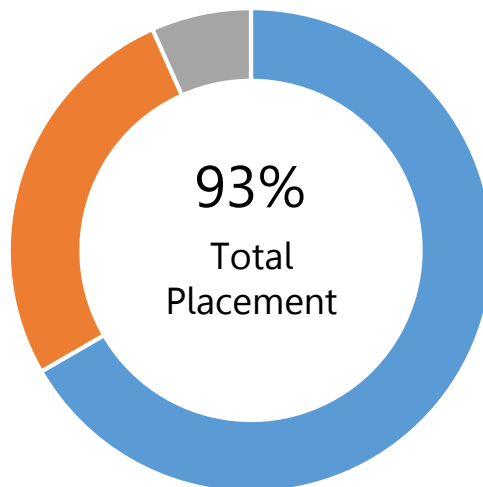
**Hiring Employers:** Chevron, John Deere, U.S. Federal Government

**Graduate Schools Attended:** University of California - Irvine

## ELECTRICAL ENGINEERING

15 graduates, with 15 (100%) reporting, 12 U.S. citizens and 3 international students.

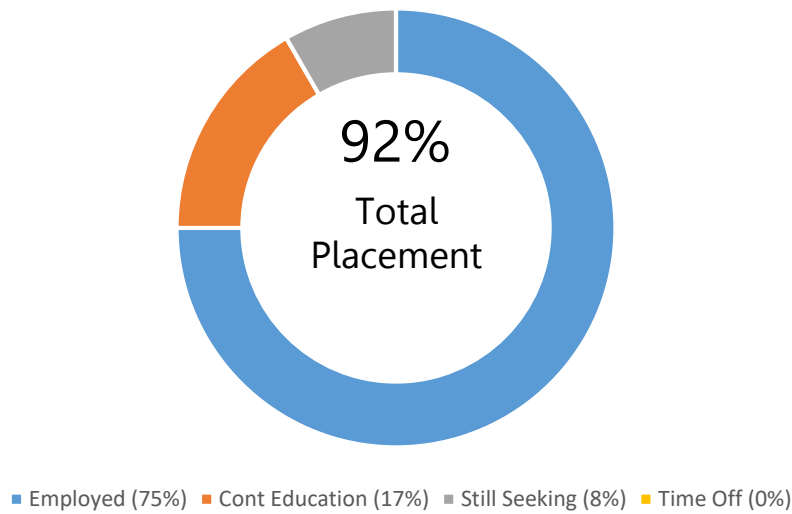
15 Graduates Reporting



■ Employed (67%) ■ Cont Education (27%) ■ Still Seeking (7%) ■ Time Off (0%)

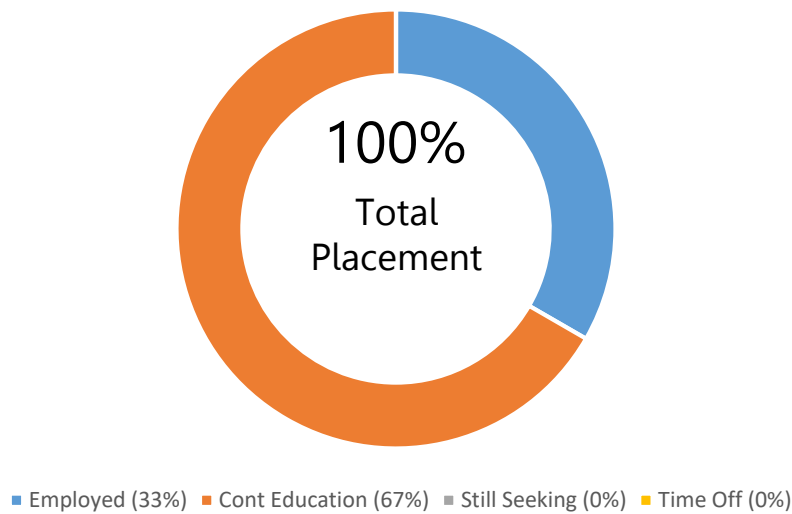


12 Electrical Engineering **US** Graduates  
Reporting



**Hiring Employers:** Boeing, CymSTAR, HE&M, HFA Architecture and Engineering, Kiewit Corporation Construction, MidAmerican Energy, U.S. Department of Defense, Zephyrus Electronics  
**Graduate Schools Attended:** Indiana University, University of Tulsa

3 Electrical Engineering **International**  
Graduates Reporting



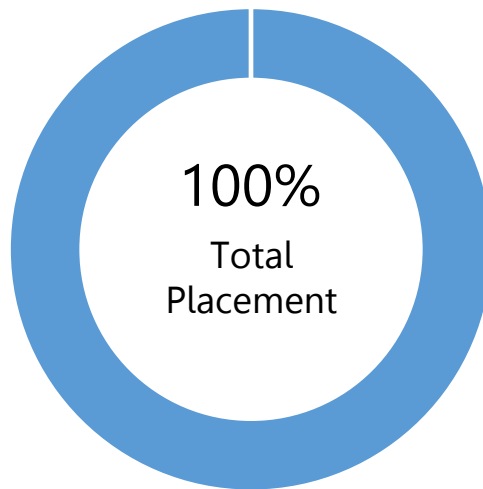
**Hiring Employers:** WSP Global  
**Graduate Schools Attended:** McGill University, RMIT University - Australia



## ENGINEERING PHYSICS

2 graduates, with 2 (100%) reporting, all U.S. citizens.

2 Graduates Reporting



■ Employed (100%) ■ Cont Education (0%) ■ Still Seeking (0%) ■ Time Off (0%)

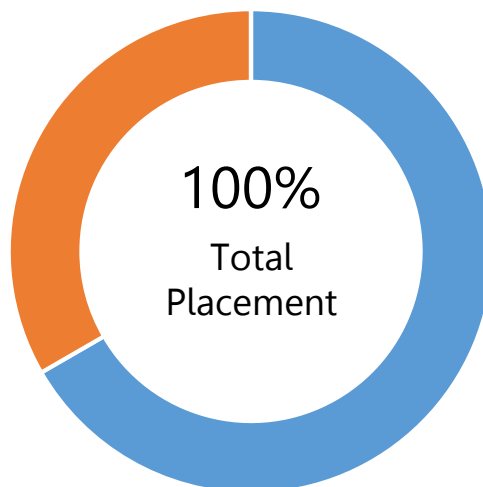
**Hiring Employers:** Cymstar, THG Energy Solutions

**Graduate Schools Attended:** N/A

## GEOPHYSICS

3 graduates, with 3 (100%) reporting, all international students.

3 Graduates Reporting



■ Employed (67%) ■ Cont Education (33%) ■ Still Seeking (0%) ■ Time Off (0%)

**Hiring Employers:** Saudi Aramco

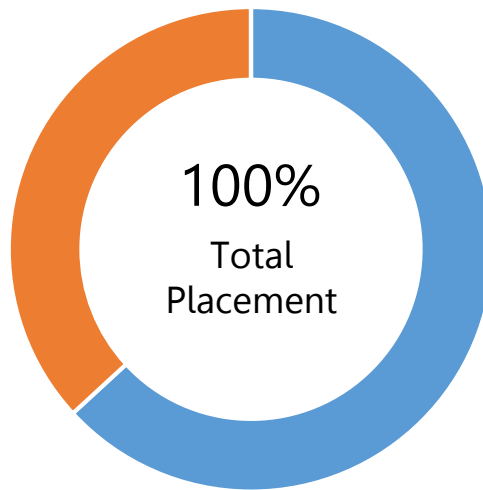
**Graduate Schools Attended:** University of Leeds



## GEOSCIENCES

19 graduates, with 19 (100%) reporting, 14 U.S. citizens and 5 international students.

19 Graduates Reporting



■ Employed (63%) ■ Cont Education (37%) ■ Still Seeking (0%) ■ Time Off (0%)

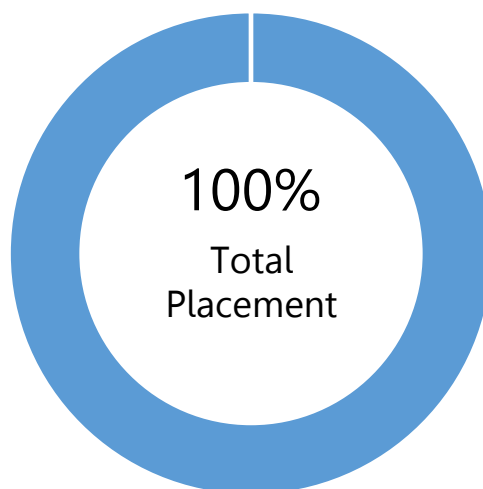
**Hiring Employers:** ENERCON Services, Environmental Protection Agency, JLL, Sanguine Gas Exploration, U.S. Geological Survey, Walt Disney World, Williams, Oman Oil Company Exploration & Production, Saudi Arabian Chevron, Saudi Aramco, Woodshole

**Graduate Schools Attended:** Arizona State University, Indiana University, Pennsylvania State University, Rice University, University of Houston, University of Tulsa

## INFORMATION TECHNOLOGY

1 graduate, with 1 (100%) reporting, a U.S. citizen.

1 Graduate Reporting



■ Employed (100%) ■ Cont Education (0%) ■ Still Seeking (0%) ■ Time Off (0%)

**Hiring Employers:** Farm Credit Services of America

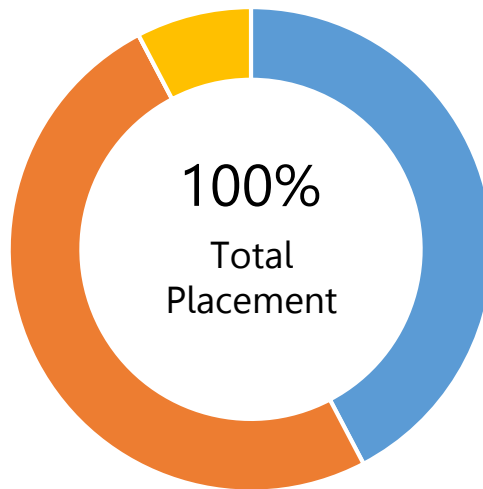
**Graduate Schools Attended:** N/A



## MATHEMATICS

29 graduates, with 26 (90%) reporting, 11 U.S. citizens and 15 international students.

26 Graduates Reporting



■ Employed (42%) ■ Cont Education (50%) ■ Still Seeking (0%) ■ Time Off (8%)

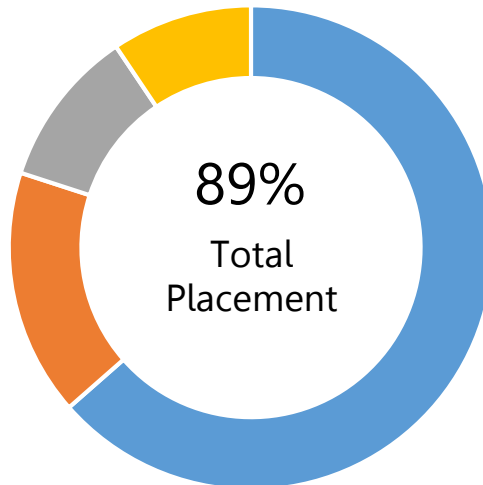
**Hiring Employers:** Amazon, Chevron, Congressional Race Field Team, Dell, Ernst & Young, S.POINT, U.S. Department of Defense

**Graduate Schools Attended:** McGill University, Northeastern University, Pennsylvania State University, Texas A&M University, University of California – Davis, University of Columbia, University of Tulsa

## MECHANICAL ENGINEERING

96 graduates, with 85 (89%) reporting, 49 U.S. citizens and 36 international students.

85 Graduates Reporting

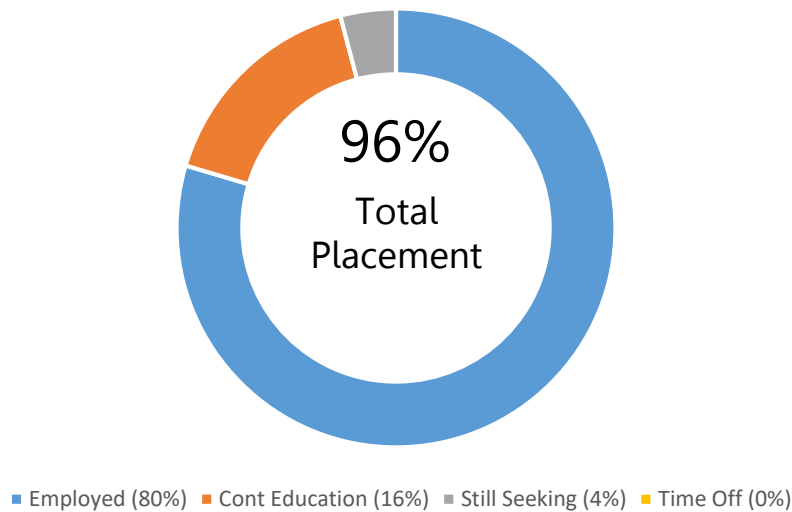


■ Employed (64%) ■ Cont Education (16%) ■ Still Seeking (11%) ■ Time Off (9%)

9-U.S. Salaries Reported: Average = \$71,125; Minimum = \$60,000; Maximum = \$93,000



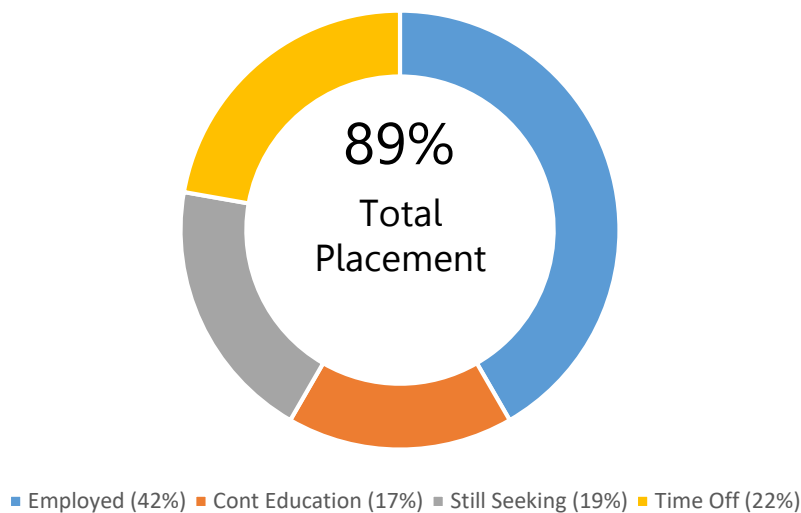
### 49 Mechanical Engineering **US** Graduates Reporting



**Hiring Employers:** ACME, Allied Motion Technologies, Allison Transmission, Campus Ministry, Carvana, Clarus, Subsea Integrity, Clayco, Cleaver Brooks, Da/Pro Rubber, Ditch Witch, Dresser-Rand, DuraCoatings, Ford Audio-Video, Hilti, Honda of America Mfg, Horner & Shifrin, JARDUM, Kiewit Corporation Construction, L3, L3 Technologies, LafargeHolcim, MIRATECH, Muncie Power Products, NAVAIR, ParFab Companies, PCES, Phillips 66, Texas Instruments, Toyota North America, TRC Solutions, UTC Aerospace Systems, Zeeco

**Graduate Schools Attended:** Georgia Institute of Technology, University of Tulsa, Wichita State University

### 36 Mechanical Engineering **International** Graduates Reporting



**Hiring Employers:** AAON, Baker Hughes, Kentz, Mohammed Bawazir for Trading, PT. Basuki Pratama Engineering, Schlumberger, SONANGOL

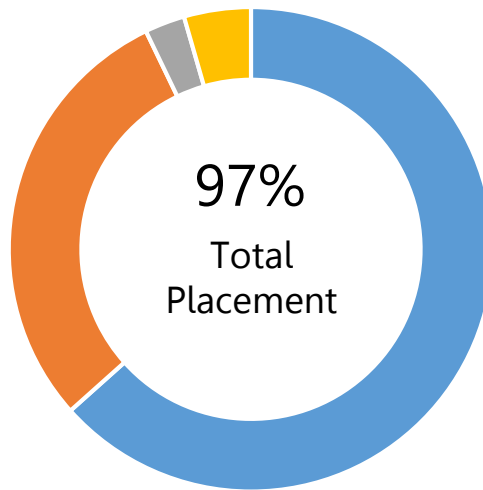
**Graduate Schools Attended:** University of New South Wales – Australia, University of Technology Sydney, University of Tulsa



## PETROLEUM ENGINEERING

114 graduates, with 112 (98%) reporting, 38 U.S. citizens and 74 international students.

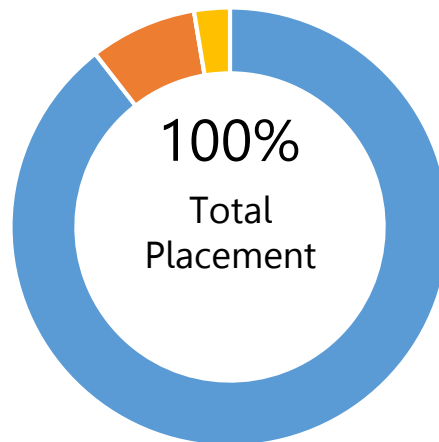
### 112 Graduates Reporting



■ Employed (63%) ■ Cont Education (29%) ■ Still Seeking (3%) ■ Time Off (4%)

7-U.S. Salaries Reported: Average = \$98,167; Minimum = \$80,000; Maximum = \$115,000

### 38 Petroleum Engineering **US** Graduates Reporting



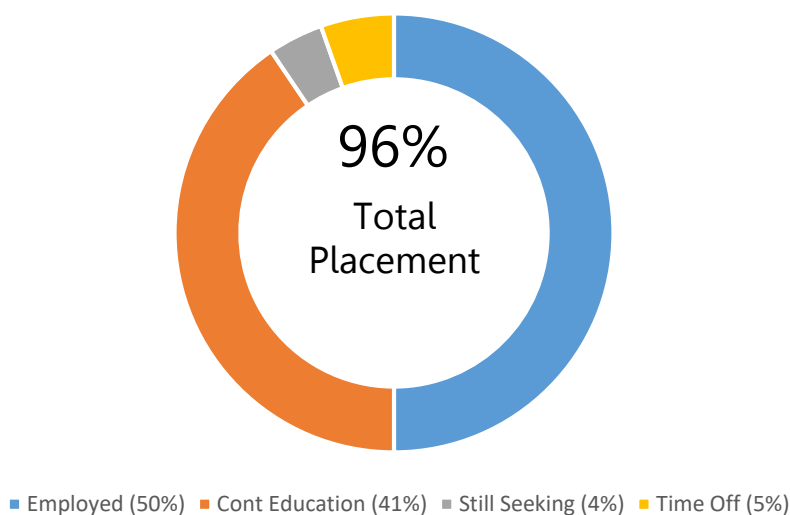
■ Employed (89%) ■ Cont Education (8%) ■ Still Seeking (0%) ■ Time Off (3%)

**Hiring Employers:** Acquire Energy Consulting, Alamo Pressure, Apache, Baker Hughes, Berexco, BJ Services, Calyx Energy, Cameron, Chevron, Cimarex Energy, Emporia Energy, EOG Resources, Evercore Partners, Foundation Energy, Hasco Oil, Helmerich & Payne, Midstates Petroleum, NBI Services, Parsley Energy, Schlumberger, Schlumberger International, Sherwin Williams, Spire Energy, Summit ESP, Tellurics Technology, Todd Energy, U.S. Navy, Weatherford International

**Graduate Schools Attended:** University of Oklahoma, University of Tulsa



74 Petroleum Engineering **International**  
Graduates Reporting



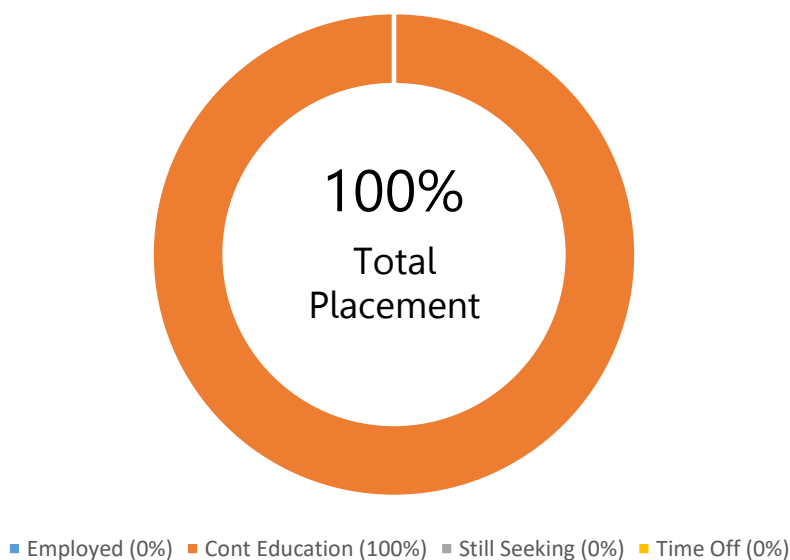
**Hiring Employers:** Accenture, Baker Hughes, BOD, Cased Hole Services, CC Energy Development, Chevron, Daleel Petroleum, Goldman Sachs, Halliburton, Kuwait Petroleum, Occidental Petroleum, Orpic Chemical, Perodua, Petroleum Development Oman, Sapura Energy Berhad, Saudi Aramco, Schlumberger, Tethys Oil, Vietnam Real Estate, WorleyParsons

**Graduate Schools Attended:** Heriot-Watt University, New Mexico Institute of Mining and Technology, Northeastern University, Pennsylvania State University, Sultan Qaboos University, Texas A&M University, University of California – Davis, University of Southern California, University of Tulsa, West Virginia University

**PHYSICS**

6 graduates, with 6 (100%) reporting, all U.S. citizens.

6 Graduates Reporting



**Hiring Employers:** N/A

**Graduate Schools Attended:** Oklahoma State University, University of Chicago





THE UNIVERSITY *of*  
**TULSA**  
*Career Services*

College of Engineering & Natural Sciences  
Graduate Program Outcomes by Major

**For Graduates Between August 2017 – May 2018**







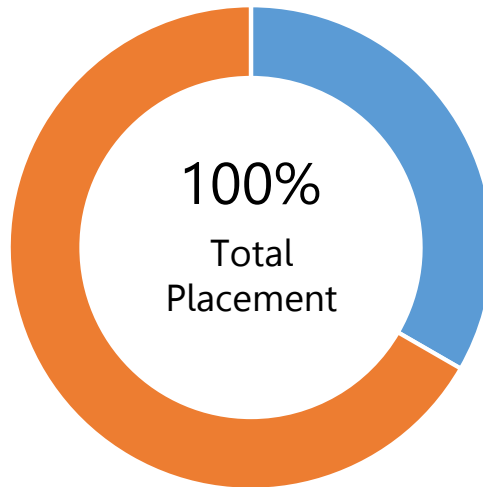
### MASTER OF BIOCHEMISTRY

1 graduate, with none (0%) reporting.

### MASTER OF BIOLOGICAL SCIENCES

3 graduates, with 3 (100%) reporting, all U.S. citizens.

3 Graduates Reporting



■ Employed (33%) ■ Cont Education (67%) ■ Still Seeking (0%) ■ Time Off (0%)

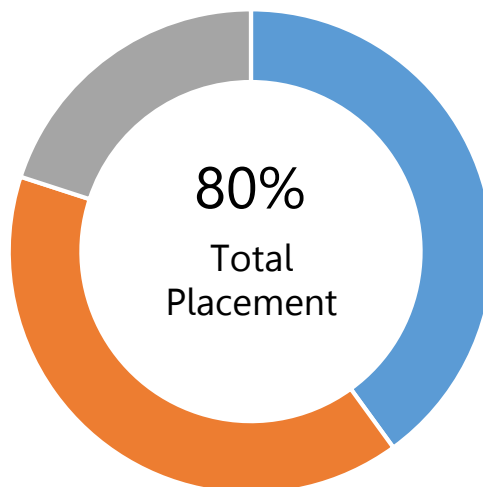
**Hiring Employers:** N/A

**Graduate Schools Attended:** University of Oklahoma, University of Texas - Austin

### MASTER OF CHEMICAL ENGINEERING

7 graduates, with 5 (71%) reporting, 1 U.S. citizen and 4 international students.

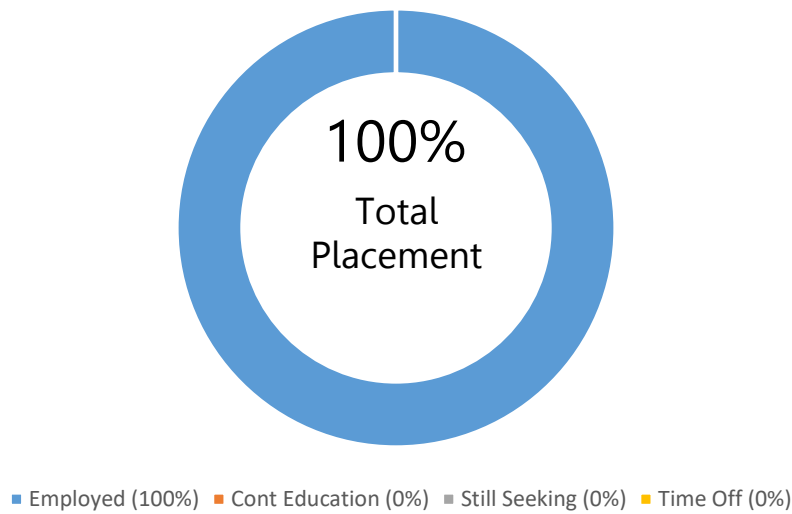
5 Graduates Reporting



■ Employed (40%) ■ Cont Education (40%) ■ Still Seeking (20%) ■ Time Off (0%)



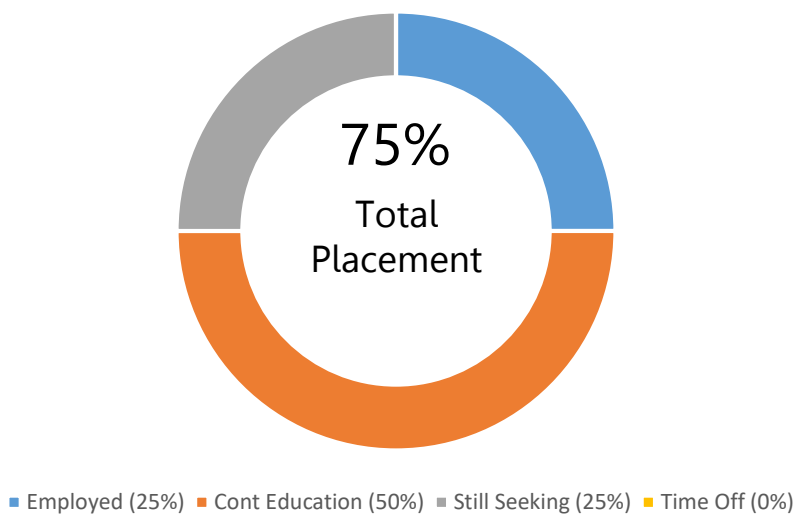
1 M/Chemical Engineering **US** Graduate  
Reporting



**Hiring Employers:** N/A

**Graduate Schools Attended:** N/A

4 M/Chemical Engineering **International**  
Graduates Reporting



**Hiring Employers:** ResourceOne

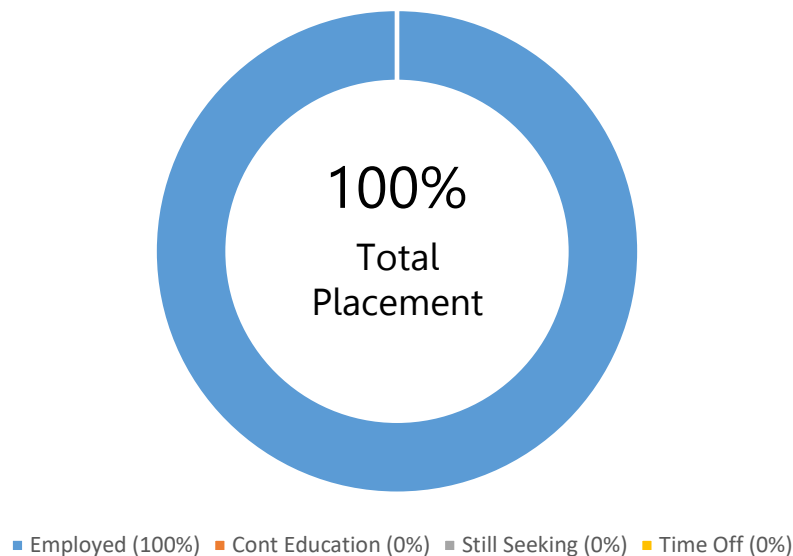
**Graduate Schools Attended:** Abu Dhabi National Oil Company, University of Notre Dame



## MASTER OF COMPUTER ENGINEERING

4 graduates, with 4 (100%) reporting, 3 U.S. citizens and 1 international student.

4 Graduates Reporting

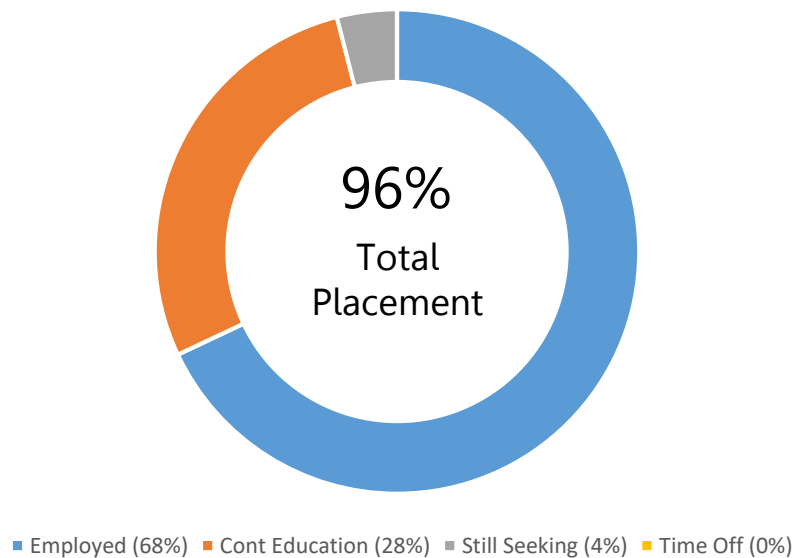


**Hiring Employers:** U.S. Army, U.S. Federal Government, Prince Sattam bin Abdulaziz University

## MASTER OF COMPUTER SCIENCE

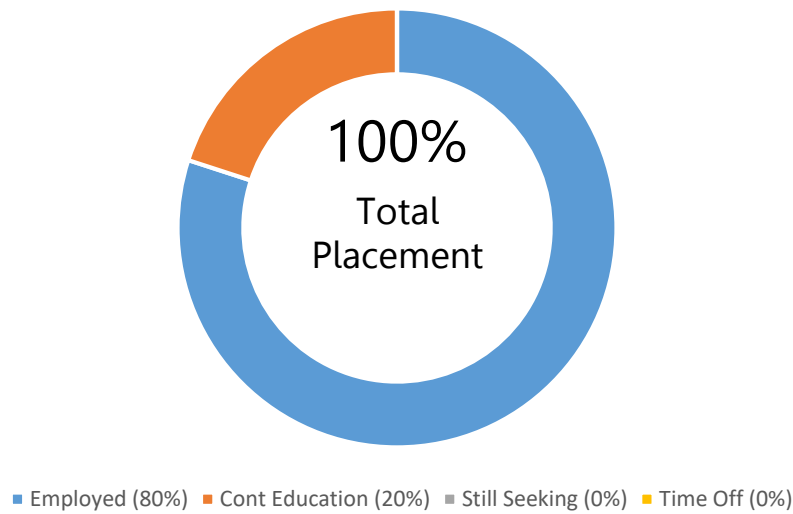
26 graduates, with 25 (96%) reporting, 20 U.S. citizens and 5 international students.

25 Graduates Reporting





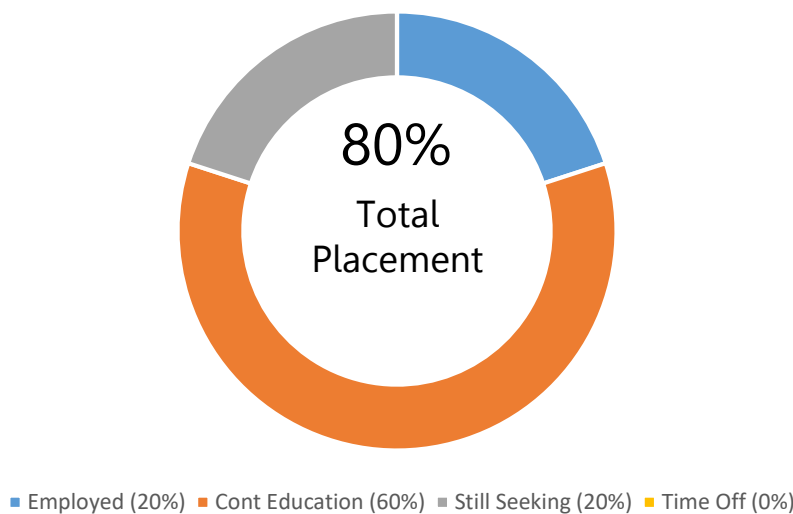
20 M/Computer Science **US** Graduates  
Reporting



**Hiring Employers:** One of a Kind Solutions, Paycom, S&P Global, U.S. Department of Defense, U.S. Federal Government

**Graduate Schools Attended:** University of Tulsa

5 M/Computer Science **International**  
Graduates Reporting



**Hiring Employers:** Halliburton

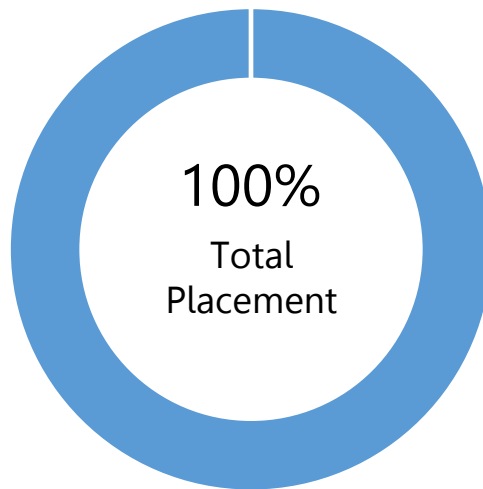
**Graduate Schools Attended:** University of Tulsa



## MASTER OF CYBER SECURITY

1 graduate, with 1 (100%) reporting, a U.S. citizen.

1 Graduate Reporting



■ Employed (100%) ■ Cont Education (0%) ■ Still Seeking (0%) ■ Time Off (0%)

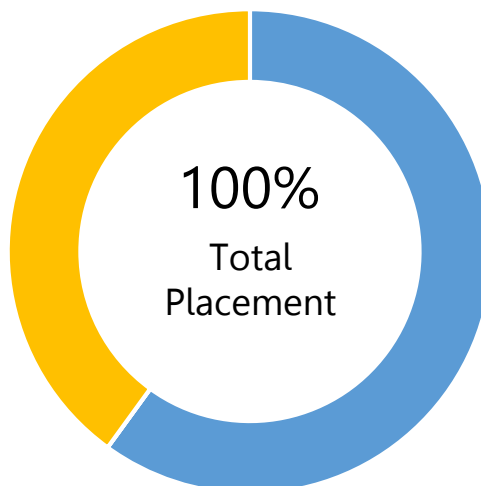
**Hiring Employers:** N/A

**Graduate Schools Attended:** N/A

## MASTER OF ELECTRICAL ENGINEERING

6 graduates, with 5 (83%) reporting, 3 U.S. citizens and 2 international students

5 Graduates Reporting



■ Employed (60%) ■ Cont Education (0%) ■ Still Seeking (0%) ■ Time Off (40%)

**Hiring Employers:** L3 AMI, Self-Employed

**Graduate Schools Attended:** N/A



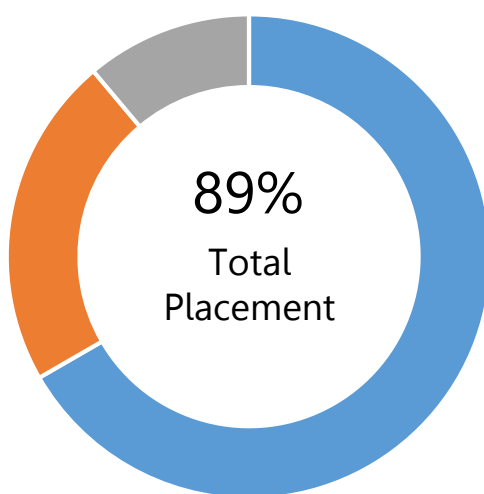
### MASTER OF GEOPHYSICS

1 graduate, with none (0%) reporting.

### MASTER OF GEOSCIENCES

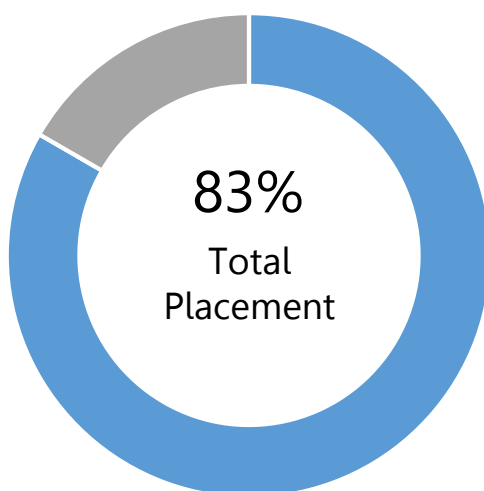
9 graduates, with 9 (100%) reporting, 6 U.S. citizens and 3 international students.

9 Graduates Reporting



■ Employed (67%) ■ Cont Education (22%) ■ Still Seeking (11%) ■ Time Off (0%)

6 M/Geosciences US Graduates Reporting



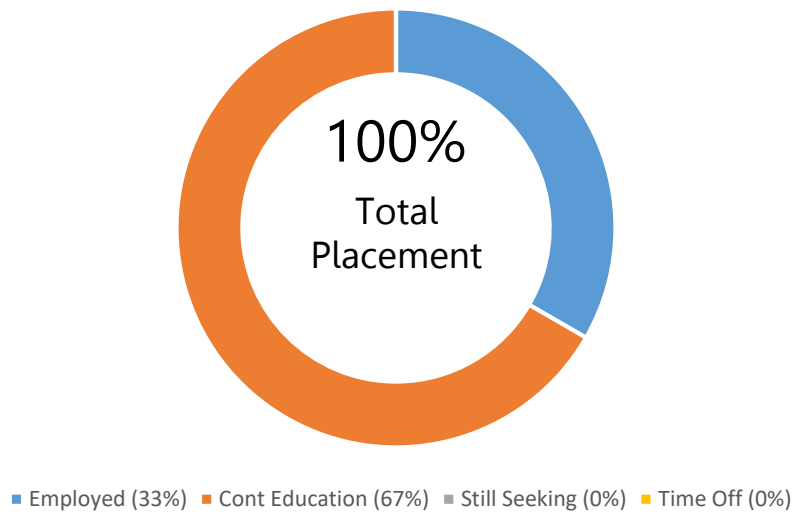
■ Employed (83%) ■ Cont Education (0%) ■ Still Seeking (17%) ■ Time Off (0%)

**Hiring Employers:** Apple via Apex, Circle 9 Resources, Columbine Logging, Miami Dade County Department of Regulatory and Economic Resources, Red Bluff Resources

**Graduate Schools Attended:** N/A



3 M/Geosciences International Graduates  
Reporting



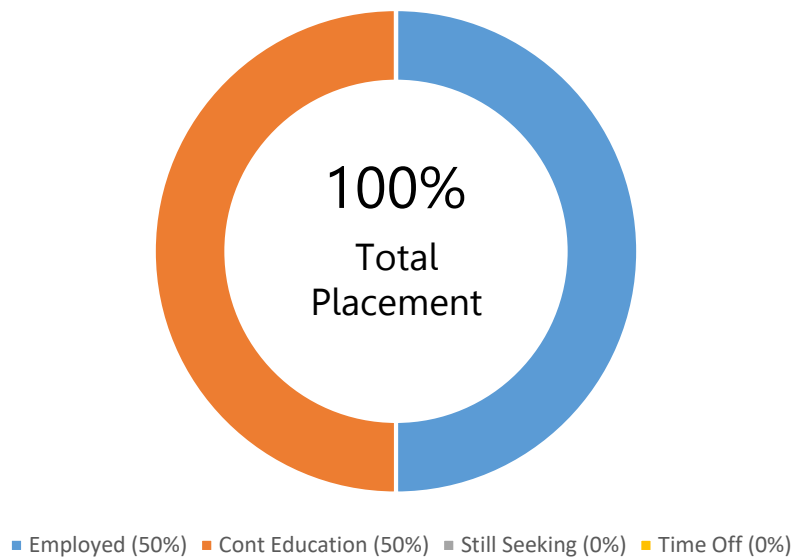
**Hiring Employers:** Turkiye Petrolleri Anonim Ortakligi

**Graduate Schools Attended:** University of Wisconsin - Madison, Washington University in St Louis

**MASTER OF MATHEMATICS**

2 graduates, with 2 (100%) reporting, both U.S. citizens.

2 Graduates Reporting



**Hiring Employers:** K12.com

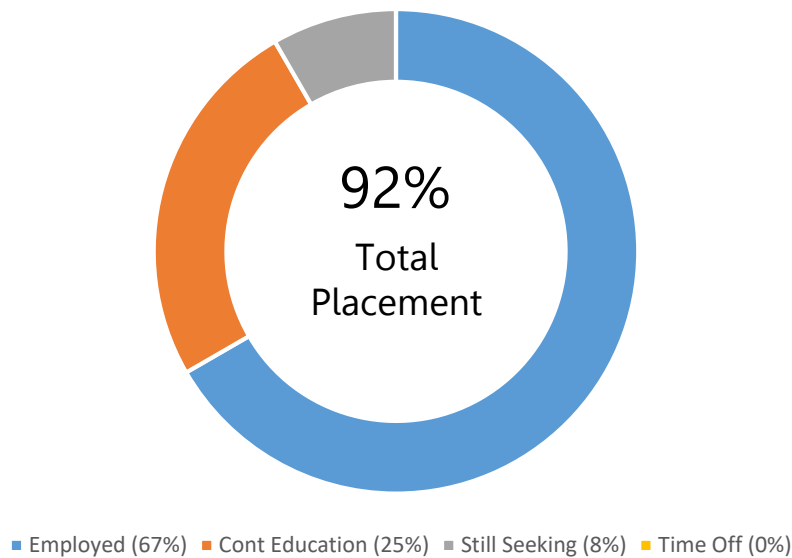
**Graduate Schools Attended:** University of Tulsa



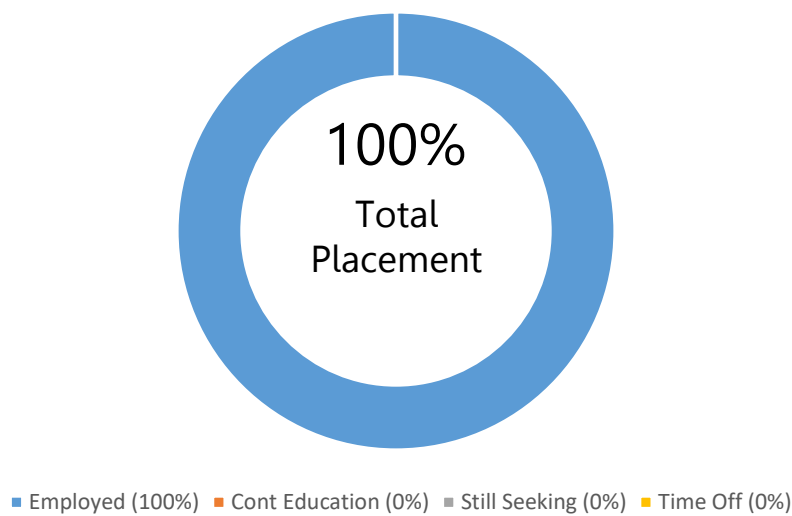
## MASTER OF MECHANICAL ENGINEERING

13 graduates, with 12 (85%) reporting, 3 U.S. citizens and 9 international students.

12 Graduates Reporting



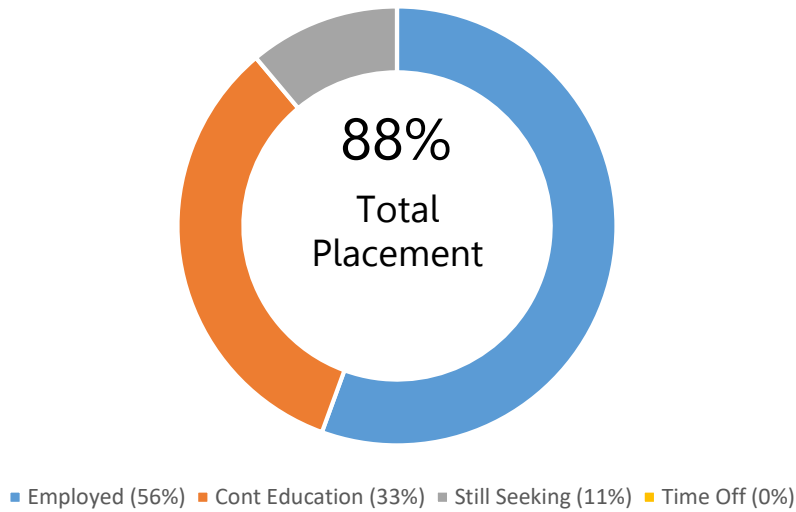
3 M/Mechanical Engineering US Graduates Reporting



**Hiring Employers:** DRD Technology, Magellan Midstream Partners, Trane MidAmerica  
**Graduate Schools Attended:** N/A



9 M/Mechanical Engineering International  
Graduates Reporting

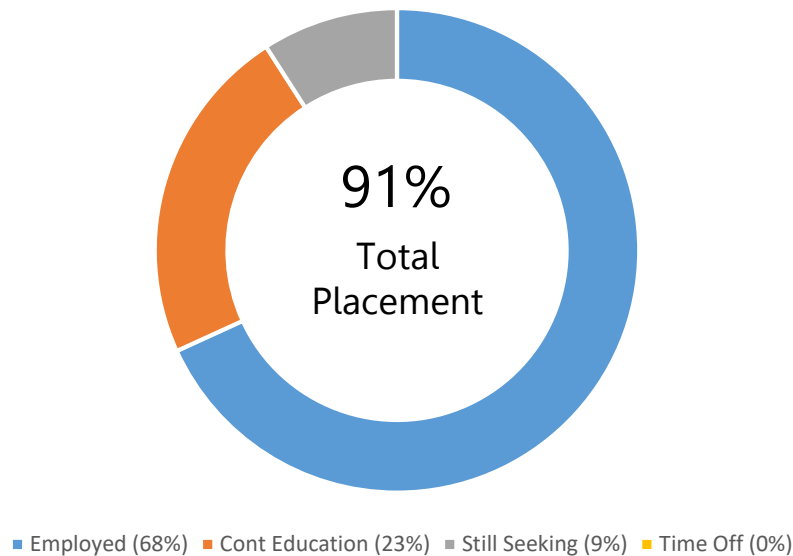


**Hiring Employers:** Aerotek, Petroleum Development Oman, Tech Mahindra India, University of Tulsa  
**Graduate Schools Attended:** University of Tulsa

**MASTER OF PETROLEUM ENGINEERING**

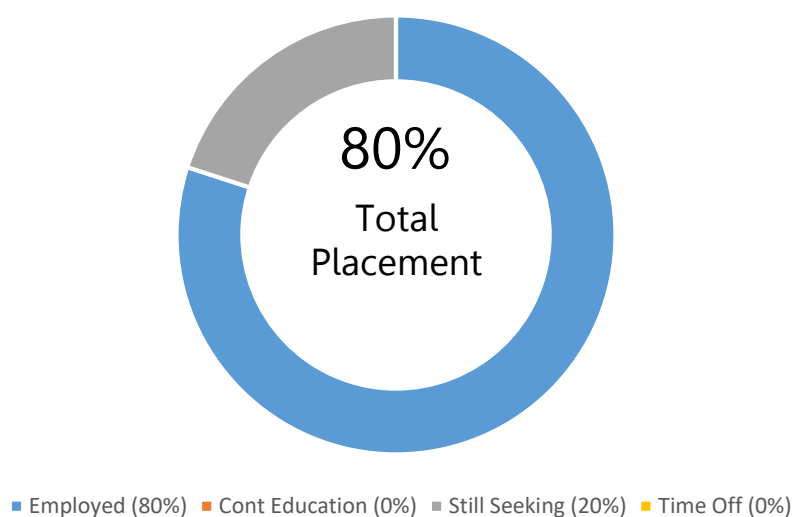
22 graduates, with 22 (100%) reporting, 5 U.S. citizens and 17 international students.

22 Graduates Reporting





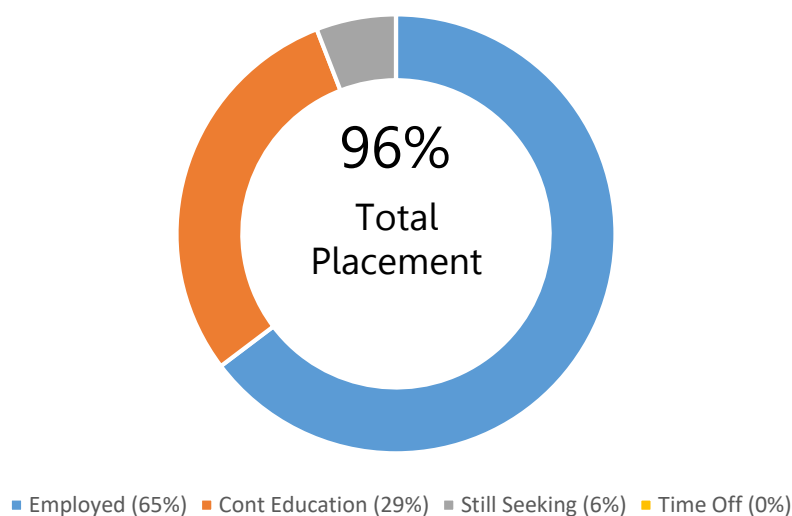
### 5 M/Petroleum Engineering US Graduates Reporting



**Hiring Employers:** Cimarex Energy, Premier Oilfield Group

**Graduate Schools Attended:** N/A

### 17 M/Petroleum Engineering International Graduates Reporting



**Hiring Employers:** Airdoc, Chevron, China National Offshore Oil Corporation (CNOOC), EnLink Midstream, McKinsey & Company, Petroleum Development Oman, Shell, Toray Membrane USA, Turkish Petroleum, Wood, Ziebel US

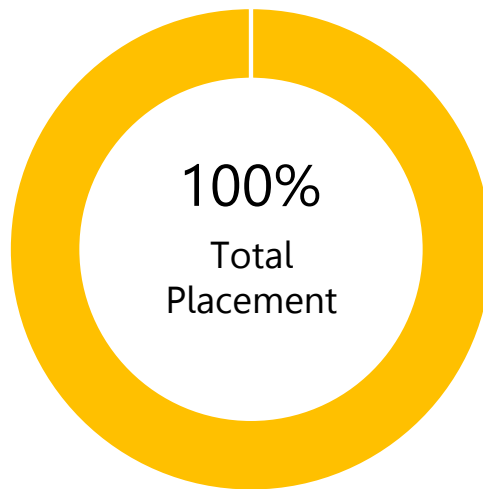
**Graduate Schools Attended:** Texas A&M University, University of Tulsa



### MASTER OF PHYSICS

1 graduate, with 1 (100%) reporting, an international student.

1 Graduate Reporting



■ Employed (0%) ■ Cont Education (0%) ■ Still Seeking (0%) ■ Time Off (100%)

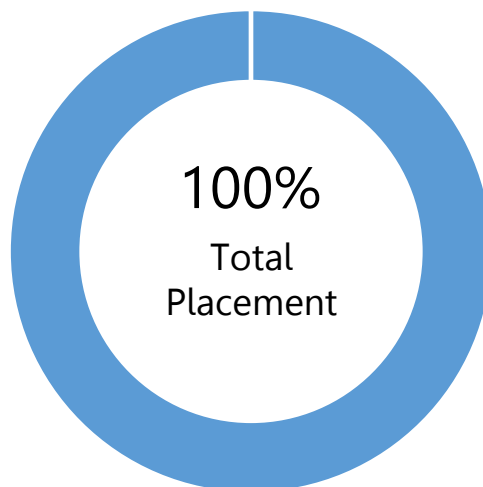
**Hiring Employers:** N/A

**Graduate Schools Attended:** N/A

### DOCTOR OF CHEMISTRY

3 graduates, with 2 (67%) reporting, 1 U.S. citizen and 1 international student.

2 Graduates Reporting



■ Employed (100%) ■ Cont Education (0%) ■ Still Seeking (0%) ■ Time Off (0%)

Salary data omitted due to fewer than three salaries reported.

**Hiring Employers:** OU-TU School of Community Medicine, Ten-Nine Technologies

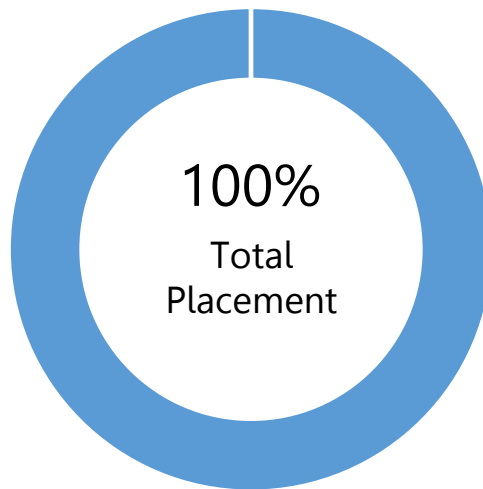
**Graduate Schools Attended:** N/A



## DOCTOR OF COMPUTER SCIENCE

1 graduates, with 1 (100%) reporting, a U.S. citizen.

1 Graduate Reporting



■ Employed (100%) ■ Cont Education (0%) ■ Still Seeking (0%) ■ Time Off (0%)

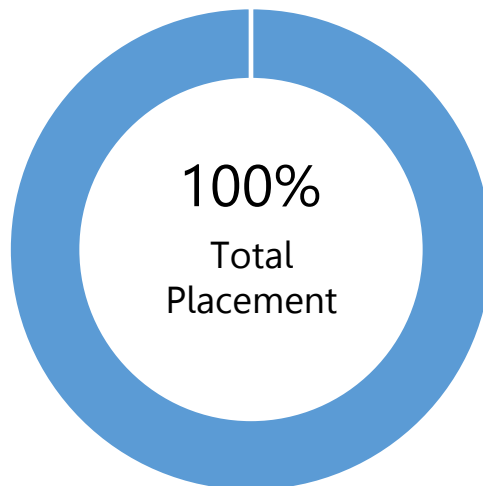
**Hiring Employers:** University of Tulsa

**Graduate Schools Attended:** N/A

## DOCTOR OF MATHEMATICS

1 graduate, with 1 (100%) reporting, an international student.

1 Graduate Reporting



■ Employed (100%) ■ Cont Education (0%) ■ Still Seeking (0%) ■ Time Off (0%)

**Hiring Employers:** University of Pennsylvania

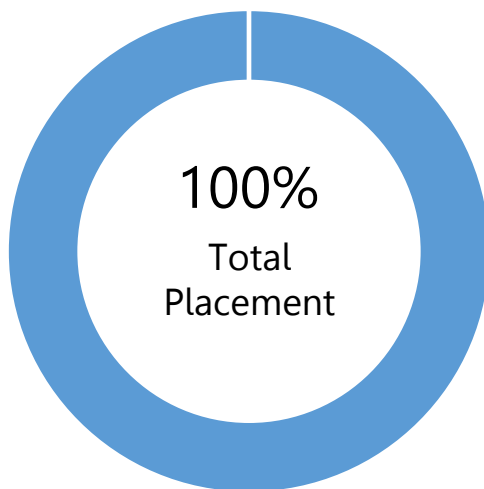
**Graduate Schools Attended:** N/A



## DOCTOR OF MECHANICAL ENGINEERING

2 graduates, with 2 (100%) reporting, both international students.

2 Graduates Reporting



■ Employed (100%) ■ Cont Education (0%) ■ Still Seeking (0%) ■ Time Off (0%)

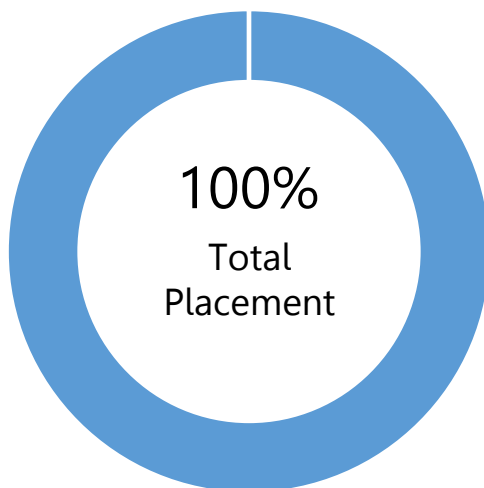
**Hiring Employers:** University of Tulsa

**Graduate Schools Attended:** N/A

## DOCTOR OF PETROLEUM ENGINEERING

13 graduates, with 12 (92%) reporting, all international students.

12 Graduates Reporting



■ Employed (100%) ■ Cont Education (0%) ■ Still Seeking (0%) ■ Time Off (0%)

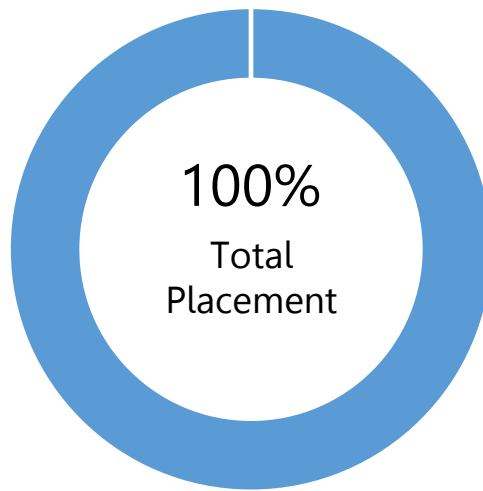
**Hiring Employers:** Chevron, Epic Engineering, MaxEUR, New Mexico Institute of Mining and Technology, Occidental Petroleum, Petrobras, Stanford University, Total E&P UK Limited, University of Queensland, University of Tulsa



## DOCTOR OF PHYSICS

1 graduate, with 1 (100%) reporting, a U.S. citizen.

1 Graduate Reporting



■ Employed (100%) ■ Cont Education (0%) ■ Still Seeking (0%) ■ Time Off (0%)

**Hiring Employers:** University of Texas at Austin

**Graduate Schools Attended:** N/A





THE UNIVERSITY *of*  
**TULSA**  
*Career Services*

## Oxley College of Health Sciences

For Graduates Between August 2017 – May 2018







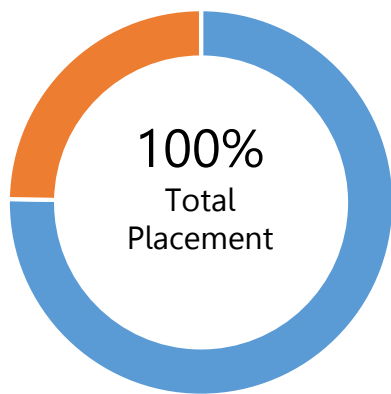
## Oxley College of Health Sciences Executive Summary

### Career Outcome and Employment Rates for the 2017 – 2018 Year

A total of 98 students graduated from the Oxley College of Health Sciences between August 2017 and May 2018. The Office of Career Services acquired first-destination career outcomes for 95 (97%) of the students. Our knowledge indicated that of the 95 graduates with career outcomes, 72 (76%) had accepted employment, none (0%) were seeking employment, 23 (24%) were seeking further education, and none (0%) was taking time off. This results in a total placement of 95 (100%) students.

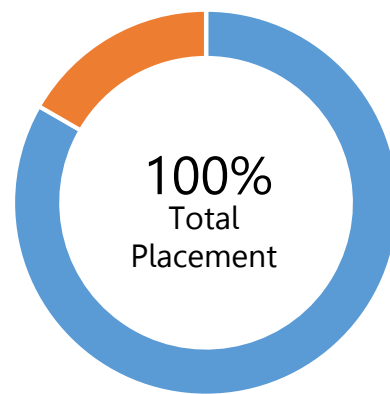
Note: “Total Placement” has been classified as students who are achieving their goal upon graduation. This includes students who have accepted employment, students who are continuing their education, and students who chose to take time off for a variety of reasons. The term “Total Placement” only excludes those students who are still seeking employment six months after graduation (i.e. “Still Seeking”).

89 US Graduates Reporting



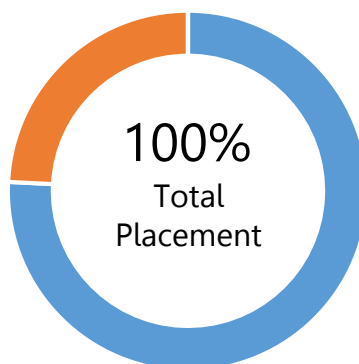
■ Employed (75%) ■ Grad School (25%)  
■ Still Seeking (0%) ■ Time Off (0%)

6 International Graduates Reporting



■ Employed (83%) ■ Grad School (17%)  
■ Still Seeking (0%) ■ Time Off (0%)

2017 - 2018 Total Health Sciences Career Outcomes (n = 95)



■ Employed (76%) ■ Grad School (24%) ■ Still Seeking (0%) ■ Time Off (0%)



## Oxley College of Health Sciences – Statistical Breakdown, 2017 – 2018

	US Students	Percentage	Non-US Students	Percentage	Total	Percentage
<b>Respondents</b>	89	98%	6	86%	95	97%
<b>Not Reached</b>	2	2%	1	14%	3	3%
<b>Total Graduates</b>	91	100%	7	100%	98	100%

*\* Of the 95 Respondents*

<b>Seeking Employment</b>	67	75%	5	83%	72	76%
<b>Taking Time Off</b>	0	0%	0	0%	0	0%
<b>Continuing Education</b>	22	25%	1	17%	23	24%

*\* Of the 72 Seeking Employment*

<b>Employed</b>	67	100%	5	100%	72	100%
<b>Still Seeking Employment</b>	0	0%	0	0%	0	0%

### Undergraduate Students

	US Students	Percentage	Non-US Students	Percentage	Total	Percentage
<b>Respondents</b>	67	97%	5	83%	72	96%
<b>Not Reached</b>	2	3%	1	17%	3	4%
<b>Total Graduates</b>	69	100%	6	100%	75	100%

*\* Of the 72 Respondents*

<b>Seeking Employment</b>	45	67%	4	80%	49	68%
<b>Taking Time Off</b>	0	0%	0	0%	0	0%
<b>Continuing Education</b>	22	33%	1	20%	23	32%

*\* Of the 49 Seeking Employment*

<b>Employed</b>	45	100%	4	100%	49	100%
<b>Still Seeking Employment</b>	0	0%	0	0%	0	0%

### Graduate Students

	US Students	Percentage	Non-US Students	Percentage	Total	Percentage
<b>Respondents</b>	22	100%	1	100%	23	100%
<b>Not Reached</b>	0	0%	0	0%	0	0%
<b>Total Graduates</b>	22	100%	1	100%	23	100%

*\* Of the 23 Respondents*

<b>Seeking Employment</b>	22	100%	1	100%	23	100%
<b>Taking Time Off</b>	0	0%	0	0%	0	0%
<b>Continuing Education</b>	0	0%	0	0%	0	0%

*\* Of the 23 Seeking Employment*

<b>Employed</b>	22	100%	1	100%	23	100%
<b>Still Seeking Employment</b>	0	0%	0	0%	0	0%



## Oxley College of Health Sciences – Historical Breakdown, 2014 – 2018

	2013 - 2014		2014 - 2015		2015 - 2016		2016 - 2017		2017-18	
	Total	Percentage	Total	Percentage	Total	Percentage	Total	Percentage	Total	Percentage
<b>Respondents</b>	79	100%	91	100%	73	97%	95	99%	95	97%
<b>Not Reached</b>	0	NA	0	NA	2	3%	1	1%	3	3%
<b>Total Graduates</b>	79	100%	91	100%	75	100%	96	100%	98	100%

*\* Of the Respondents*

<b>Seeking Employment</b>	58	73%	50	55%	49	67%	61	64%	72	76%
<b>Taking Time Off</b>	2	3%	6	7%	1	1%	1	1%	0	0%
<b>Continuing Education</b>	19	24%	35	38%	23	32%	33	35%	23	24%

*\* Of those Seeking Employment*

<b>Employed</b>	55	95%	49	98%	48	98%	61	100%	72	100%
<b>Still Seeking Employment</b>	3	5%	1	2%	1	2%	0	0%	0	0%

### Undergraduate Students

	2013 - 2014		2014 - 2015		2015 - 2016		2016 - 2017		2017-18	
	Total	Percentage	Total	Percentage	Total	Percentage	Total	Percentage	Total	Percentage
<b>Respondents</b>	61	100%	72	100%	56	97%	77	99%	72	96%
<b>Not Reached</b>	0	NA	0	NA	2	3%	1	1%	3	4%
<b>Total Graduates</b>	61	100%	72	100%	58	100%	78	100%	75	100%

*\* Of the Respondents*

<b>Seeking Employment</b>	40	66%	33	46%	32	57%	43	56%	49	68%
<b>Taking Time Off</b>	2	3%	4	5%	1	2%	1	1%	0	0%
<b>Continuing Education</b>	19	31%	35	49%	23	41%	33	43%	23	32%

*\* Of those Seeking Employment*

<b>Employed</b>	37	93%	32	98%	31	97%	43	100%	49	100%
<b>Still Seeking Employment</b>	3	8%	1	2%	1	3%	0	0%	0	0%

### Graduate Students

	2013 - 2014		2014 - 2015		2015 - 2016		2016 - 2017		2017-18	
	Total	Percentage	Total	Percentage	Total	Percentage	Total	Percentage	Total	Percentage
<b>Respondents</b>	18	100%	19	100%	17	100%	18	100%	23	100%
<b>Not Reached</b>	0	NA	0	NA	0	0%	0	0%	0	0%
<b>Total Graduates</b>	18	100%	19	100%	17	100%	18	100%	23	100%

*\* Of the Respondents*

<b>Seeking Employment</b>	18	100%	17	89%	17	100%	18	100%	23	100%
<b>Taking Time Off</b>	0	NA	2	11%	0	0%	0	0%	0	0%
<b>Continuing Education</b>	0	NA	0	NA	0	0%	0	0%	0	0%

*\* Of those Seeking Employment*

<b>Employed</b>	18	100%	17	100%	17	100%	18	100%	23	100%
<b>Still Seeking Employment</b>	0	NA	0	NA	0	0%	0	0%	0	0%



## **Oxley College of Health Sciences: Employers with On-Campus Recruiting**

ArdentMC	Oklahoma State University - Tulsa
Arvest Bank	Oral Roberts University
AT&T	OSU Medical Center
Bank of Oklahoma*	OU College of Allied Health
BIS*	OU-TU School of Community Medicine
Bixby Public Schools	Paycom*
Boosterthon Enterprises	ProScribe
Brown University 1-Year Master of Public Affairs	Reading Partners
Camp War Eagle	Rebuilding Together - Tulsa
Carter Healthcare	Republic National Distributing
City of Tulsa- Park and Recreation	Robert Half Finance & Accounting
City Year	Rogers State University
Cleveland Chiropractic College	Saint Francis Health System
College Bound Academy	Select Specialty Hospital
Columbia University School of International and Public Affairs	Shadow Mountain Behavioral Health System
Community Food Bank of Eastern Oklahoma	Southern Nazarene University - Tulsa
Counseling and Recovery Services of Oklahoma	Southwest Power Pool
CUNY School of Law	Spherexx.com
Enterprise Holdings	St. John Health System
Ernst & Young	St. John Rehabilitation Hospital
Farmers Insurance Group	Targa Resources
Federal Aviation Administration - Flight Standards District Office	The Rowland Group
Federal Bureau of Prisons	Tinker Air Force Base
FlyingTee	Tri-County Special Education Interlocal #607
Fortuna Tulsa (Women's Premier Soccer League)	TTCU
Grand Lake Mental Health Center	Tulsa Athletics (National Premier Soccer League)
Helmerich & Payne	Tulsa Drillers Baseball and Tulsa Roughnecks FC
Hillcrest Healthcare System	Tulsa Health Department
IMAX Worldwide Imports	Tulsa Police Department
International Association of Administrative Professionals (IAAP)	Tulsa Teacher Corps
International Insurance Brokers	U.S. Air Force
JoCo	U.S. Army
KPMG	U.S. Army Health Care
Langston University	U.S. Department of State
Macy's	U.S. Marine Corps
Magellan Midstream Partners*	U.S. Navy
Melton Truck Lines	University of Arkansas
NAVAIR	University of Arkansas - Online Global Campus
Northeastern State University	University of Oklahoma at Tulsa
Northeastern State University - Graduate Programs	University of Oklahoma College of Public Health
Northwestern Mutual Financial Network	University of Tulsa
Oklahoma Army National Guard	University of Tulsa – Collins College of Business Graduate Programs
Oklahoma City Thunder	University of Tulsa College of Law
	University of Tulsa Graduate School



University of Tulsa Paralegal Studies Program  
Urban Teachers  
Verizon  
Walgreens

Waterfield Energy Software  
Wipro  
YMCA of Greater Tulsa  
Zeeco

**TOTAL ORGANIZATIONS RECRUITING FOR HEALTH SCIENCES ON-CAMPUS: 95**

\*Total Companies Conducting Interviews On-Campus: 4

**Oxley College of Health Sciences: Hiring Employers**

Anchorage Public Schools  
AT&T  
Balance.Yoga.Barre  
Broken Arrow Public Schools  
California Public School  
Chicago Bears  
Children's Mercy Hospital  
City of Tulsa Mayor's Office  
Compassus Hospice  
Crete Area Medical Center  
Crushed Red  
EBS Healthcare  
Emory Nurse Residency  
Fort Smith Public Schools  
Franciscan Villa  
Frontier Rehab  
Grace Living Center Skilled Nursing  
Hillcrest Healthcare System  
Icarus Dental Lab  
Jenks Public Schools  
Kansas City Public Schools  
Lifemotion Physical Therapy  
Massage Envy

McKinney Public Schools  
Memorial Hermann  
Oklahoma State University - Tulsa  
Park Place Dealerships  
Private Practice  
Redbud Physical Therapy  
RehabPro  
Rose Medical Center  
Saint Francis Health System  
Saint Simeon's Senior Community  
Sapulpa Public Schools  
St. Anthony Hospital  
St. David's Medical Center  
St. John Health System  
St. Luke's Health System  
Supplemental Healthcare  
Synaptic Resources  
Teach for America  
Teamworks  
Therapitas  
Tulsa Public Schools  
Union Public Schools  
University Health Systems

**TOTAL ORGANIZATIONS HIRING HEALTH SCIENCES GRADUATES: 46**

**Oxley College of Health Sciences: Graduate/Professional Schools**

Angelo State University  
Iona College  
Midwestern State University  
University of Central Arkansas  
University of Oklahoma

University of Pittsburgh  
University of the Sciences  
University of Tulsa  
Washington State University  
Washington University

**TOTAL GRADUATE SCHOOLS ATTENDED BY HEALTH SCIENCES GRADUATES: 10**









THE UNIVERSITY *of*  
**TULSA**  
*Career Services*

Oxley College of Health Sciences

Undergraduate Program Outcomes by Major

**For Graduates Between August 2017 – May 2018**



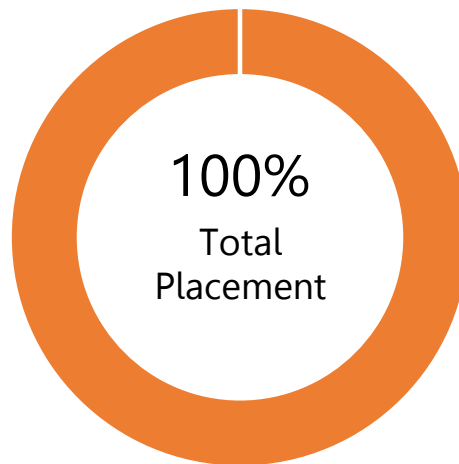




### ATHLETIC TRAINING

4 graduates, with 4 (100%) reporting, all U.S. citizens.

4 Graduates Reporting



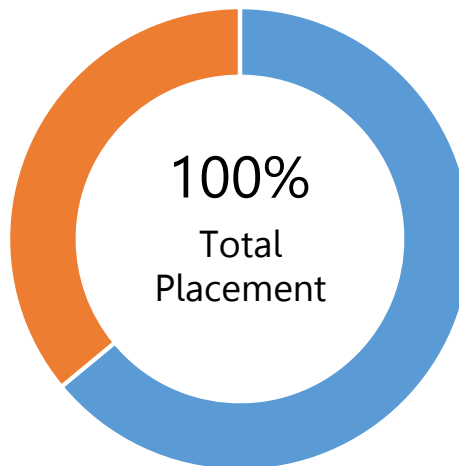
■ Employed (0%) ■ Cont Education (100%) ■ Still Seeking (0%) ■ Time Off (0%)

**Graduate Schools Attended:** Angelo State University, University of Central Arkansas, University of Oklahoma, Washington State University

### EXERCISE AND SPORTS SCIENCE

27 graduates, with 25 (93%) reporting, 22 U.S. citizens and 3 international students.

25 Graduates Reporting



■ Employed (64%) ■ Cont Education (36%) ■ Still Seeking (0%) ■ Time Off (0%)

**Hiring Employers:** AT&T, Balance.Yoga.Barre, Chicago Bears, Crushed Red, Icarus Dental Lab, Massage Envy, Park Place Dealerships, Redbud Physical Therapy, Saint Francis Health System, Saint Simeon's Senior Community, Synaptic Resources, Teamworks, Oklahoma State University – Tulsa, Saint Francis Health System

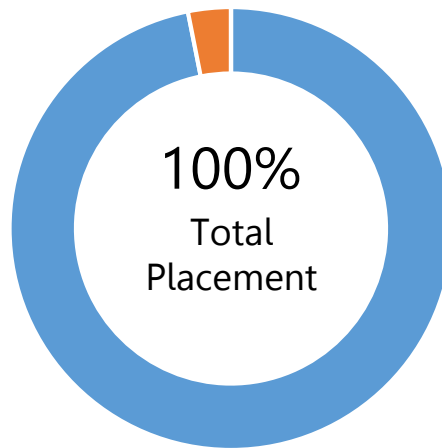
**Graduate Schools Attended:** Iona College, University of the Sciences, University of Tulsa, Midwestern State University



## NURSING

32 graduates, with 32 (100%) reporting, 30 U.S. citizens and 2 international students.

32 Graduates Reporting



■ Employed (97%) ■ Cont Education (3%) ■ Still Seeking (0%) ■ Time Off (0%)

7-U.S. Salaries Reported: Average = \$50,857; Minimum = \$42,000; Maximum = \$65,000

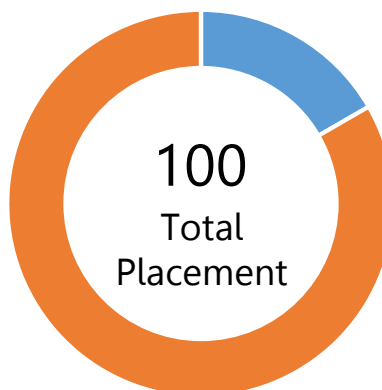
**Hiring Employers:** Children's Mercy Hospital, Compassus Hospice, Crete Area Medical Center, Emory Nurse Residency, Hillcrest Healthcare System, Memorial Hermann, Rose Medical Center, Saint Francis Health System, St. Anthony Hospital, St. David's Medical Center, St. John Health System, St. Luke's Health System, University Health System

**Graduate Schools Attended:** University of Tulsa

## SPEECH PATHOLOGY/AUDIO

13 graduates, with 12 (92%) reporting, all U.S. citizens.

12 Graduates Reporting



■ Employed (17%) ■ Cont Education (83%) ■ Still Seeking (0%) ■ Time Off (0%)

**Hiring Employers:** City of Tulsa Mayor's Office, Teach for America

**Graduate Schools Attended:** University of Pittsburgh, University of Tulsa, Washington University





THE UNIVERSITY *of*  
**TULSA**  
*Career Services*

Oxley College of Health Sciences  
Graduate Program Outcomes by Major

**For Graduates Between August 2017 – May 2018**



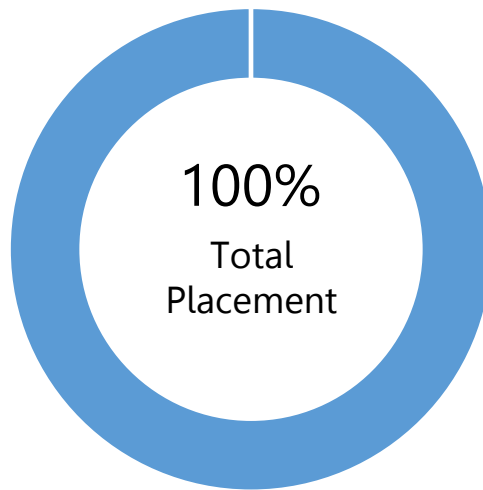




### MASTER OF ATHLETIC TRAINING

2 graduates, with 2 (100%) reporting, 1 U.S. citizen and 1 international student.

2 Graduates Reporting



■ Employed (100%) ■ Cont Education (0%) ■ Still Seeking (0%) ■ Time Off (0%)

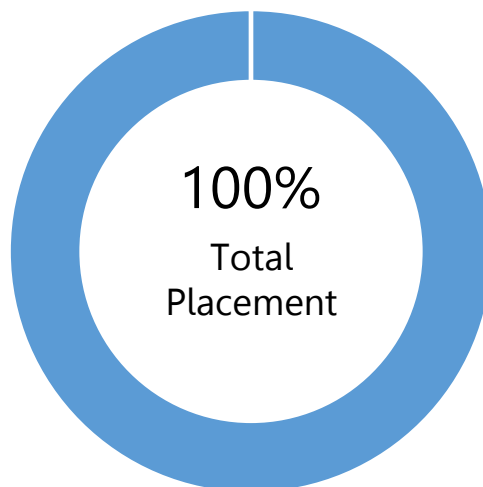
**Hiring Employers:** Lifemotion Physical Therapy, Tulsa Public Schools

**Graduate Schools Attended:** N/A

### MASTER OF SPEECH PATHOLOGY

21 graduates, with 21 (100%) reporting, all U.S. citizens.

21 Graduates Reporting



■ Employed (100%) ■ Cont Education (0%) ■ Still Seeking (0%) ■ Time Off (0%)

**Hiring Employers:** Anchorage Public Schools, Broken Arrow Public Schools, California Public Schools, EBS Healthcare, Fort Smith Public Schools, Franciscan Villa, Frontier Rehab, Grace Living Center Skilled Nursing, Jenks Public Schools, Kansas City Public Schools, McKinney Public Schools, Private Practice, RehabPro. Saint Francis Health System, Sapulpa Public Schools, Supplemental Healthcare, Therapitas, Union Public Schools









THE UNIVERSITY *of*  
**TULSA**

*Career Services*

## Inter-Disciplinary Graduate Degrees

For Graduates Between August 2017 – May 2018







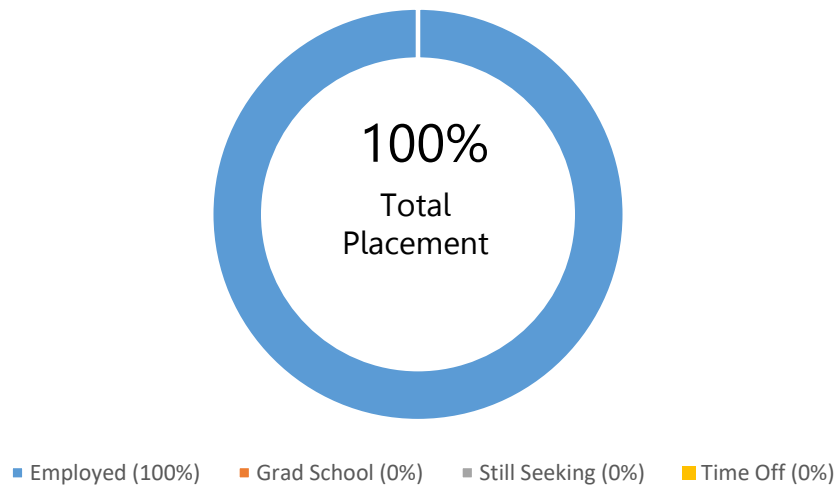
## Inter-Disciplinary Graduate Degrees Executive Summary

### Career Outcome and Employment Rates for the 2017 – 2018 Year

A total of 3 students graduated with Inter-Disciplinary Graduate Degrees between August 2017 and May 2018. The Office of Career Services acquired first-destination career outcomes for all 3 (100%) of the students. Our knowledge indicated that of the 3 graduates with career outcomes, all 3 (100%) had accepted employment, none (0%) were seeking employment, and none (0%) were seeking further education. This results in the total placement of 3 (100%) students.

Note: “Total Placement” has been classified as students who are achieving their goal upon graduation. This includes students who have accepted employment, students who are continuing their education, and students who chose to take time off for a variety of reasons. The term “Total Placement” only excludes those students who are still seeking employment six months after graduation (i.e. “Still Seeking”).

2017 - 2018 Total Inter-Disciplinary Career Outcomes (n = 3)  
3 US Graduates Reporting





## Inter-Disciplinary Graduate Degrees – Statistical Breakdown, 2017 – 2018

	US Students	Percentage	Non-US Students	Percentage	Total	Percentage
<b>Respondents</b>	3	100%	0	0%	3	100%
<b>Not Reached</b>	0	0%	0	0%	0	0%
<b>Total Graduates</b>	3	100%	0	0%	3	100%

*\* Of the 3 Respondents*

<b>Seeking Employment</b>	3	100%	0	0%	3	100%
<b>Taking Time Off</b>	0	0%	0	0%	0	0%
<b>Continuing Education</b>	0	0%	0	0%	0	0%

*\* Of the 3 Seeking Employment*

<b>Employed</b>	3	100%	0	0%	3	100%
<b>Still Seeking Employment</b>	0	0%	0	0%	0	0%

## Inter-Disciplinary Graduate Degrees – Historical Breakdown, 2014 – 2018

	2013 - 2014		2014 - 2015		2015 - 2016		2016 - 2017		2017-18	
	Total	Percentage	Total	Percentage	Total	Percentage	Total	Percentage	Total	Percentage
<b>Respondents</b>	4	100%	7	100%	2	100%	5	100%	3	100%
<b>Not Reached</b>	0	0%	0	0%	0	0%	0	0%	0	0%
<b>Total Graduates</b>	4	100%	7	100%	2	100%	5	100%	3	100%

*\* Of the Respondents*

<b>Seeking Employment</b>	4	100%	7	100%	2	100%	5	100%	3	100%
<b>Taking Time Off</b>	0	0%	0	0%	0	0%	0	0%	0	0%
<b>Continuing Education</b>	0	0%	0	0%	0	0%	0	0%	0	0%

*\* Of those Seeking Employment*

<b>Employed</b>	4	100%	7	100%	2	100%	5	100%	3	100%
<b>Still Seeking Employment</b>	0	0%	0	0%	0	0%	0	0%	0	0%

## Inter-Disciplinary Graduate Degrees: Hiring Employers

108 | Contemporary  
Gilcrease Museum

Tulsa Air & Space Museum

**TOTAL ORGANIZATIONS HIRING INTER-DISCIPLINARY GRADUATES: 3**





THE UNIVERSITY *of*  
**TULSA**

*Career Services*

## Inter-Disciplinary Graduate Degrees

Program Outcomes by Major

**For Graduates Between August 2017 – May 2018**





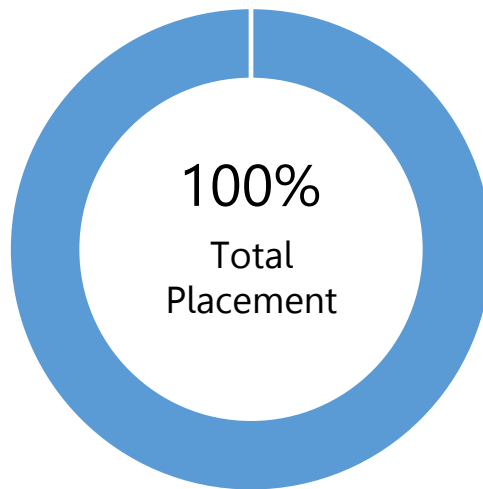


## MASTER OF ARTS IN MUSEUM SCIENCE & MANAGEMENT

3 graduates, with 3 (100%) reporting, all U.S. citizens.

Salary data omitted due to fewer than three salaries reported.

3 Graduates Reporting



■ Employed (100%) ■ Cont Education (0%) ■ Still Seeking (0%) ■ Time Off (0%)

**Hiring Employers:** 108 | Contemporary, Gilcrease Museum, Tulsa Air and Space Museum

**Graduate Schools Attended:** N/A