
2015-2016

University of Tulsa Campus Climate Survey

Executive Summary: Campus Climate Survey

EXECUTIVE SUMMARY PREPARED BY THE UNIVERSITY OF TULSA
INSTITUTE OF TRAUMA, ADVERSITY AND INJUSTICE AND THE
ADVOCACY ALLIANCE

Introduction

Sexual violence continues to occur at colleges and universities nationwide at alarming rates. In 2007, the U.S. Department of Justice commissioned a web-based survey at a Midwestern and a Southern university for a sample of 5,446 undergraduate women and 1,375 men aged 18 to 25. Researchers found that 28.5% reported having experienced an attempted or completed sexual assault either before or since entering college. Nineteen percent of the women reported experiencing completed or attempted sexual assault since entering college, a slightly larger percentage than those experiencing such incidents before entering college. Of the 13.7% who experienced completed sexual assault in college, they found that 4.7% were physically forced and 11.1% of women were incapacitated by drugs or alcohol (forced and substance facilitated are not mutually exclusive).

The University of Tulsa's mission reflects a dedication to fostering a caring university community, and a commitment to humanity. In an initiative to nurture this mission, TITAN conducted a system wide "Campus Climate" Survey. **The purpose of the study was to investigate the prevalence rates, attitudes regarding interpersonal violence, knowledge of and access to resources, alcohol and drug consumption, mental health symptoms, and perception of preventative and response efforts by the University.** The data from this survey will inform programming to address and prevent such violence and enhance the safety and wellbeing of students. This is the second annual report produced by TITAN.

Project Structure and Process

The survey instrument used in the present report was developed based in part on The First Report of the White House Task Force to Protect Students From Sexual Assault (Not Alone, 2014), and was a collaborative effort between the Advocacy Alliance and TITAN. All current students at the University of Tulsa were invited to participate via campus email over a four week period. The emails contained a brief description of the study, the approximate time required to complete the survey, and information about the opportunity to receive a gift card incentive. Students were recruited twice during the academic year starting in Fall of 2014 and Fall of 2015. This report includes data from both, to offer contrast, however the focus is on the academic year starting Fall of 2015. The protocol was approved by the University of Tulsa's Institutional Review Board.

Description of the Sample

University community members completed 453 surveys. Due to missing data the final sample included 424 students (9.07% of the total student population). Table 1 provides a summary of selected demographic characteristics of the survey respondents.

Important Terms and Definitions

Sexual Assault

Sexual contact or behavior that occurs without explicit consent of the survivor.

Drug Facilitated Sexual Assault

Drug-facilitated sexual assault occurs when alcohol or drugs are used to compromise an individual's ability to consent to sexual activity.

Table 1. TU Sample Demographics

Characteristics	Subgroup	<i>n</i>	% of sample
Gender Identity	Women	273	64.4
	Men	144	34.0
	Gender Queer/ Nonconforming	4	0.9
	Missing	3	0.7
Racial Identity*	Caucasian or White	341	73.7
	African American or Black	15	3.2
	Asian	66	14.3
	Latino/a	21	4.4
	Native American or Alaska	40	8.6
	Native Hawaiian or Other		
	Pacific Islander	1	0.2
	Missing	4	0.9
Position Status	Freshman	132	31.1
	Sophomore	77	18.2
	Junior	77	18.2
	Senior	52	12.3
	5 th Year Senior or Greater	16	3.8
	Graduate Students	70	16.5
	Missing	0	0
	International Students	55	13.0

*Percentages do not equal 100 because participants were asked to check all that apply.

Key Findings

Rates of Physical and Sexual Violence

Students were asked to respond to several types of interpersonal violence both at TU and before coming to TU. Rates from the 2014-2015 and 2015-2016 academic years are compared.

It is important to note that the following estimates are based on the 10% survey response rate, and often survivors are reluctant to endorse victimization even on anonymous surveys.

Therefore these estimates are likely an underestimation of the actual rates at the University of Tulsa.

Overall, 9.1% of students reported the experience of sexual violence while a student at TU.

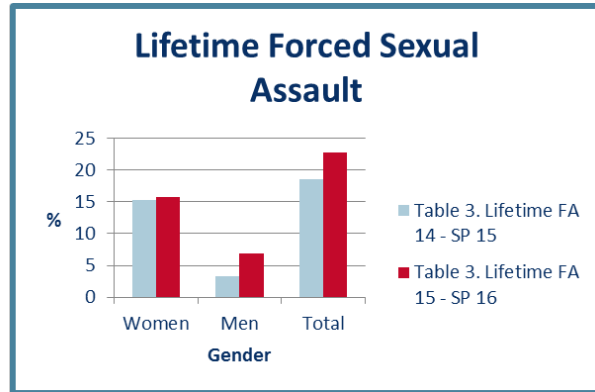
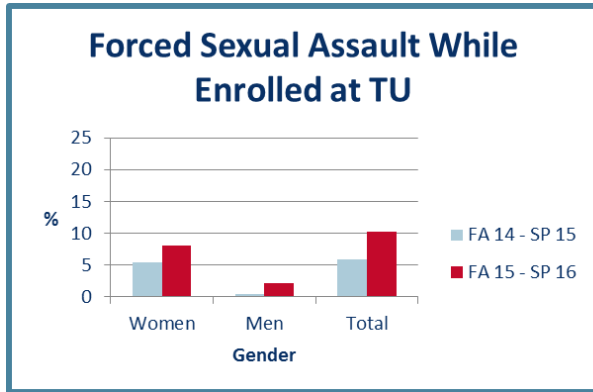


Table 2.

	Forced Sexual Assault While Enrolled at TU						Lifetime Forced Sexual Assault					
	FA 14 - SP 15			FA 15 - SP 16			FA 14 - SP 15			FA 15 - SP 16		
	<i>n</i>	#	%	<i>n</i>	#	%	<i>n</i>	#	%	<i>n</i>	#	%
Women	294	16	5.5	273	22	8.1	294	44	15.2	273	41	15.8
Men	185	1	0.5	144	3	2.1	185	2	3.3	144	9	6.9
Total	479	7	5.9	417	25	10.2	479	46	18.5	417	50	22.7

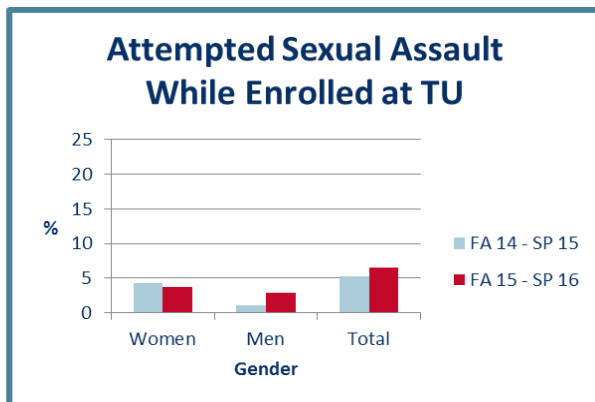
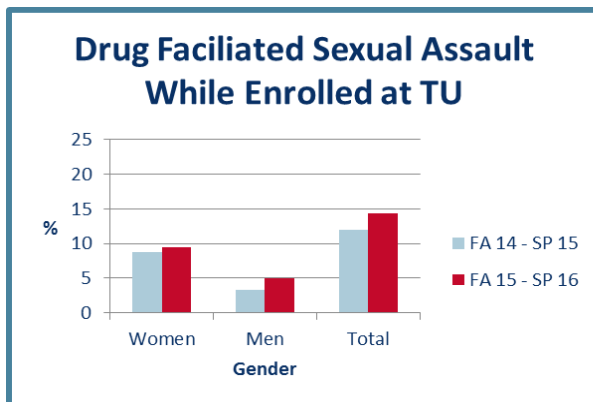


Table 3.

Gender	DFSA While Enrolled at TU						Attempted Sexual Assault While Enrolled at TU					
	FA 14 - SP 15			FA 15 - SP 16			FA 14 - SP 15			FA 15 - SP 16		
	<i>n</i>	#	%	<i>n</i>	#	%	<i>n</i>	#	%	<i>n</i>	#	%
Women	294	25	8.7	273	26	9.5	294	12	4.2	273	10	3.7
Men	185	6	3.3	144	7	4.9	185	2	1.1	144	4	2.8
Total	479	31	12	417	33	14.4	479	14	5.3	417	15	6.5

Context of Sexual Assault

In order to prevent violence from occurring, it is important to understand the characteristics and context of the assault. The following section provides this information as it relates to students who were assaulted during their time at the University of Tulsa.

Perpetrator Characteristics

- 58.2% of perpetrators were students at the university
- 73.8% of perpetrators were male

Drug and Alcohol Use

- 76.9% of students reported that the perpetrator was using alcohol at the time
- 76.8% of students victimized reported using alcohol at the time
- 26.3% of students reported that the perpetrator was using drugs at the time
- 11.8% of students victimized reported using drugs at the time

Location

- 71.1% of sexual assaults reported occurred on campus
- Of students who disclosed the specific location (n = 31) the majority occurred in on campus apartments (51.6 %), and the remaining incidents occurred in fraternity houses (29.0 %), and dorm rooms (19.4 %)

Disclosure

Individuals who endorsed an experience of sexual violence were asked to indicate if they had told anyone about their sexual assault, and if so – to whom they disclosed. Understanding disclosure post-assault is significant for a number of reasons including reactions and action(s) taken by those to whom the individual discloses, which has implications for survivor's mental and physical health. Those students who did not tell anyone were asked to indicate the reason why they chose not to disclose. It is vital for the university to ascertain the reasons why students do not disclose in order to increase disclosures and access to care in the event of assault or attempted assault.

Of the students reporting having been sexually assaulted:

- **55.3% told no one that they had been assaulted**
- 30.8% disclosed to a roommate or close friend
- 14.7% told a family member
- 11.8% told a counselor or mental health professional
- Only one student who participated in the survey disclosed to a campus sexual assault advocate

Of the students who told no one, reasons for non-disclosure include (students were asked to check all that apply):

- 52.6% were ashamed or embarrassed
- 70% felt as though it was a private matter, and would prefer to deal with it alone
- 31.3% were concerned that others would find out
- 14.3% feared retribution from the perpetrator
- 31.3% feared not being believed
- 28.6% felt as though they might be blamed for what happened
- 28.6% thought that others wouldn't understand
- 13.3% feared punishment for infractions or violations (Such as underage drinking)
- 14.3% did not know reporting procedures on campus
- 7.1% felt that campus leadership would not solve the problem
- **26.7% thought nothing would be done**
- **14.3% didn't think the school would do anything about the report**

Utilization of Formal Procedures

- **Only 2 students identified using formal university procedures to report the incident.**

Student Point of View

Students were asked about their perceptions of leadership, policies, and reporting violence at the University of Tulsa.

Sexual Violence Policy

- 63.5% of students reported understanding the University of Tulsa's formal procedures to address complaints of sexual assault.
- 73.8% of students reported feeling confident that The University of Tulsa administers the formal procedures to address complaints of sexual assault fairly.
- Approximately half of all respondents (51.3%) had not read the sexual violence policy.
- Of the students who had read the sexual violence policy, 72.2% of respondents indicated that the sexual violence policy was easy to locate; and 88.2% of those who read it found it easy to understand.
- 81.7% of respondents believed that if they or a friend were sexually assaulted, they would know where to go to get help.

Student Point of View- Training

- **72.9 % of respondents reported receiving training in policies and procedures regarding incidents of sexual assault; despite mandatory training required of all students prior to enrollment.**
- 70.0% of respondents reported having received training in sexual assault prevention.
 - 19.8% found the training to be very useful
 - 38.8% found the training to be moderately useful
 - 23.1% found the training to be somewhat useful
 - 7.0% found the training to be slightly useful
 - 10.3% found the training to be not useful

University Response

- Overall, the majority of students responded that it would be “moderately likely” or “very likely” that the university would take a report of sexual assault seriously, take steps to protect the person making the report, support the person making the report, take corrective action against the offender, and take corrective action to address factors that may have led to the sexual assault.
- 23.4% of students believe that officials are “not at all” or “slightly likely” to take corrective action against an offender; and nearly 20.3% of student believe that officials are “not at all” or “slightly likely” to take corrective action to address factors that may have led to the sexual assault.
- **60.6% of students felt college administrators should do more to protect students from harm**

Table 3. Students Perception of University Policy, Leadership and Reporting Procedures

How likely is it the University would:	Very Likely	Moderately Likely	Slightly Likely	Not at all Likely
Take the report seriously.	61%	23.9%	9.7%	3.70%
Keep knowledge of the reported limited to those who need to know.	58%	26%	10%	4.3%
Forward the report outside the campus to criminal investigators.	45.1%	32.6%	16.6%	4%
Take steps to protect the safety of the person making the report.	56.3%	26.0%	12.0%%	4.0%
Support the person making the report.	55.6%	24.6%	11.5%	6.3%
Take corrective action to address factors that may have led to the sexual assault.	49.1%	28.9%	13.7%	6.6%
Take corrective action against the offender.	51.7%	23.1%	16.3%	7.1%
Take steps to protect the person making the report from retaliation.	47.9%	30.7%	14.3%	5.4%

Safety on Campus

Students were asked to indicate aspects of campus life that led to feeling unsafe. These questions were asked in an open-ended format; responses were examined for patterns; to ensure confidentiality no direct quotes are included. The following are themes noted across responses; and were consistent with the prior year’s research.

Environment

- Poor walkability; especially with regards to lighting
- The absence of campus security, not enough patrolling (too many stationary officers); slow response time, poor perimeter supervision; absence from campus parties; focus seems to be on ticketing and parking violations over student safety
- Lack of safely located parking lots; students have to park in neighborhoods when shuttle lots are full (see above lighting comment)
- Public accessibility of campus; easy for anyone to walk on and off of campus

- Concerns about the neighborhoods surrounding campus

Culture

- Greek life promotes a culture of female subordination and encourages excessive alcohol and drug use.
- Propensity for administration to treat cases of sexual assault as something to either ignore or make go away; burden on students to not get raped.

Programmatic and Prevention Efforts

- Lack of sexual violence prevention effort

The results indicate that there has been no reduction in the occurrence of sexual violence on the University of Tulsa campus from the 2014-2015 to the 2015-2016 academic year. This survey highlights the vital need for more dedicated and systematic prevention efforts on our campus.

Conclusions and Next Steps for Developing Actions and Initiatives Based on Survey Findings

Findings of this report suggest that the rates of sexual assault on campus continue to be high. The Advocacy Alliance currently functions on a volunteer basis without resources for materials and to provide incentives for students to attend trainings. Without support of the administration in terms of dedicated personnel and non-personnel resources, efforts to change the culture and climate on campus will continue to be hampered. Specifically:

- Attention should be focused on ensuring that all students are familiar with where and how to report incidents of interpersonal violence
- Given the locations where sexual assault is occurring most frequently, apartments and fraternity houses, campus security presence should be increased on weekends particularly around campus housing. Focused efforts should be made to determine specific safety concerns in these areas
- More focus should be placed on the policies for students related to interpersonal violence on campus, with specific emphasis on ensuring students know where to find the policy and that it is easy for them to use; over half of the students have not read the sexual assault policy.
- Adjudication policies should be made clear to all students.
- Future efforts from the university should work to build student confidence in how administrators handle procedures for interpersonal violence cases so that students feel safe making reports and feel that their report will be handled fairly; 60% of students believe administrators can do more – evaluation efforts are needed to determine what actions can be taken.
- Identify the characteristics of settings associated with becoming victims or perpetrators of violence, and address the climate, policy and processes within these settings.

- Create a safe space on campus where students can feel comfortable going to report separate from university administration; and provide a structural entity that makes the statement to students that violence is not tolerated at the University of Tulsa.
- Implement evidence based sexual violence prevention training programs (e.g. Bringing in the Bystander) on a broader basis to reach more students
 - In order to create a culture that does not condone sexual violence, prevention efforts need to target every level of power and influence on the University of Tulsa campus, not only offering training for students, but also for staff, administration and faculty

Training

Our primary hindrance from achieving best practices with regards to sexual violence prevention on TU's campus is the need to have information centralized and managed on a full time basis through positions dedicated to these efforts. We recommend that a full time, paid staff member fluent in developing programs and trained to utilize and access the body of research guiding these best practices is the most ideal answer to these issues. Furthermore, with the need for program evaluation, training, and program administration, we believe that graduate assistants supporting the full time staff member are needed.

Specific needs to comply with evidence based practice:

- Facility/Office dedicated as a central location for information and resources, GA offices, training facility, and 24 hour hotline;
- Personnel are needed to specifically focus on the prevention and intervention in interpersonal violence, to provide programming and training, develop and administer peer advocacy program, evaluate all prevention and intervention efforts, provide on-sight counseling, crisis, and referral services, [personnel may be housed in the health center or separate center specific to violence prevention]; develop and staff a 24 hour hotline; and administer the website to provide information and resources to students
 - 1 full-time Title IX Coordinator: who is solely dedicated to help with a comprehensive plan for the university
 - 1 full-time Sexual Assault Response (or Support) Coordinator: to coordinate efforts at the individual, peer, organization and community levels, coordinate on-campus counseling and referral services, provide supervision and training of the Graduate Assistants and undergraduate peer trainers and advocates
 - 2 graduate assistants to develop and administer programs (prevention, peer educator training): to provide on-campus counseling and referral services, evaluate program efforts at all levels, coordinate peer advocate training and services
 - 40% of individuals who received sexual assault training found it somewhat, not very, or not at all helpful; evaluations are needed to determine ways in which training can be improved.
 - Volunteer personnel:
 - Peer Educators- Student peer educator program to train students about issues surrounding interpersonal violence. These students would act as peer advocates at The University of Tulsa to prevent violence and provide resources to students.