



THE UNIVERSITY *of*
TULSA

FIRST DESTINATION OUTCOMES REPORT


2018-2019

Christy M. Caves, Executive Director
Melissa J. Radford, Associate Director

EXECUTIVE SUMMARY & METHODOLOGY

The First Destination Survey is administered annually at the Destination Graduation Event in February of each year by The University of Tulsa Center for Career Development and Professional Engagement via Qualtrics. The survey asks graduates to identify primary post-graduation outcome status. The survey content and data collection procedures are in compliance with *National Association of Colleges and Employers (NACE)* standards and guidelines.

Data was collected from degree candidates prior to graduation and through follow-up e-mails sent to graduates post-graduation. Graduates who had already completed the survey were invited to update their previous responses if their post-graduation status had changed. Outcome information was also collected from faculty members, telephone calls, and web research. A search was also conducted via social media, primarily LinkedIn, to find graduates who had not reported any data. It is important to note that not all respondents answered every question. Data was collected through December 31, 2019.



Knowledge rate is defined by *NACE* as the percent of graduates for which The University of Tulsa has reasonable and verifiable information concerning the graduates' post-graduation career activities. The knowledge rate refers to basic information about the career outcomes.

Career Outcome Rate includes employed (full-time, part-time, entrepreneur, freelance, postgraduate fellowship, other), military service, volunteer service (e.g. Peace Corps, mission work), continuing education, and taking time off.

The results for the class of 2018-2019 presented in this report include students who were on the official graduation list and awarded a degree from The University of Tulsa during the 2018-2019 academic year; this includes summer 2018, fall 2018, and spring 2019 graduates. In total, 974 graduates are included in this report.

Number of
Graduates:

974

Average
Salary*

\$63,215

Knowledge
Rate:

86%

Career Outcome Rate:

94%

compared to NACE's 86%
career outcome rate for
2017-2018

RANKED #1 in **OK**

in 2020 as ranked by www.bestcolleges.com

63.1%

Working



Continuing Education

26.9%

5.6%

Still Seeking



Taking Time Off

4.1%

0.4%

Military



*based on 30% response rate

SUMMARY

Degree Earned	Knowledge Rate (%)			Career Outcome Rates (%)			Average Annual Salary (\$)		
	Bachelor	Master	Doctoral	Bachelor	Master	Doctoral	Bachelor	Master	Doctoral
NACE Reported Rates from 2018	65	52	48	86	89	91	51,034	66,129	79,569
All Colleges Total	86	86	77	94	98	91	52,684	67,370	73,222
Kendall College of Arts & Sciences	84	97	80	99	97	88	37,054	43,014	66,000
Collins College of Business	86	93	--	93	100	--	58,090	99,485	--
College of Engineering & Natural Sciences	87	79	76	89	95	92	73,110	68,444	79,000
Oxley College of Health Sciences	87	65	--	100	100	--	47,889	58,535	--

Note: Average annual salary could be influenced by region and cost of living in the area of employment. Annual average salary is based on the 30.18% of respondents who reported their annual salaries

Top Employers of 2018-2019 Graduates

The University of Tulsa
 Saudi Aramco
 Haliburton
 Honeywell
 Occidental Petroleum Corporation
 Phillips 66
 BOK Financial
 Cimarex Energy
 Grant Thornton
 St. John Medical Center
 Saint Francis Health System
 Zeeco
 FlightSafety International
 Foundation Energy
 Gilcrease Museum
 Living Arts of Tulsa
 ONEOK
 Schlumberger
 Turkish Petroleum
 Verizon

Top Graduate Schools of 2018-2019 Graduates

The University of Tulsa
 The University of Oklahoma
 Georgetown University
 Kansas City University
 OU/TU School of Community Medicine
 Oklahoma State College of Osteopathic
 Medicine
 Oklahoma State University
 Oregon State University
 University of Houston
 University of Southern California

Note: Top employers and graduate schools are listed in order of number of respondents, greatest to least



TOP GRADUATE SCHOOLS OF 2018-2019 GRADUATES

85%

REMAINED IN OKLAHOMA FOR
GRADUATE SCHOOL

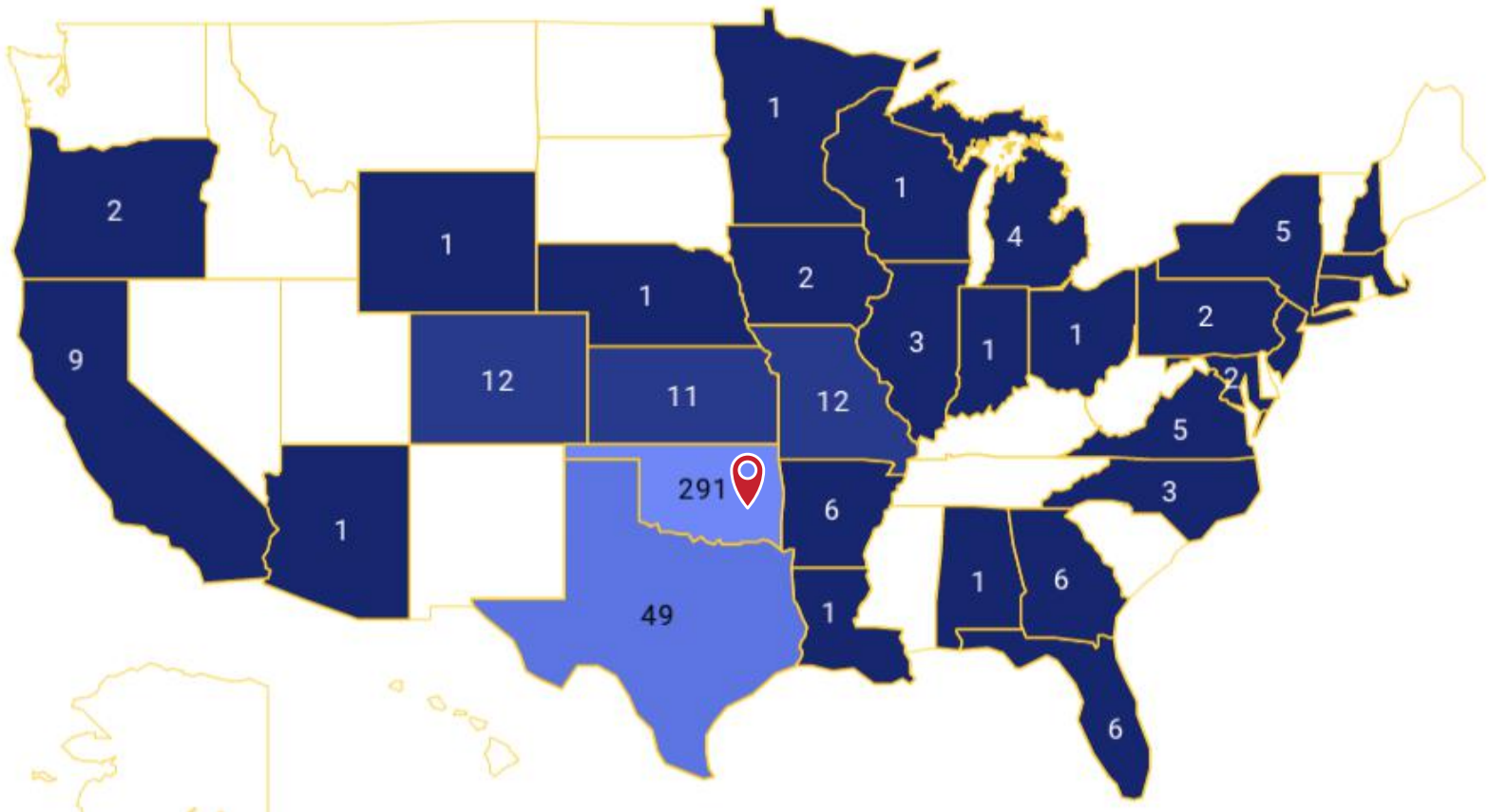
10%

ATTENDED GRADUATE
SCHOOL IN OTHER STATES

5%

ATTENDED GRADUATE SCHOOL
INTERNATIONALLY



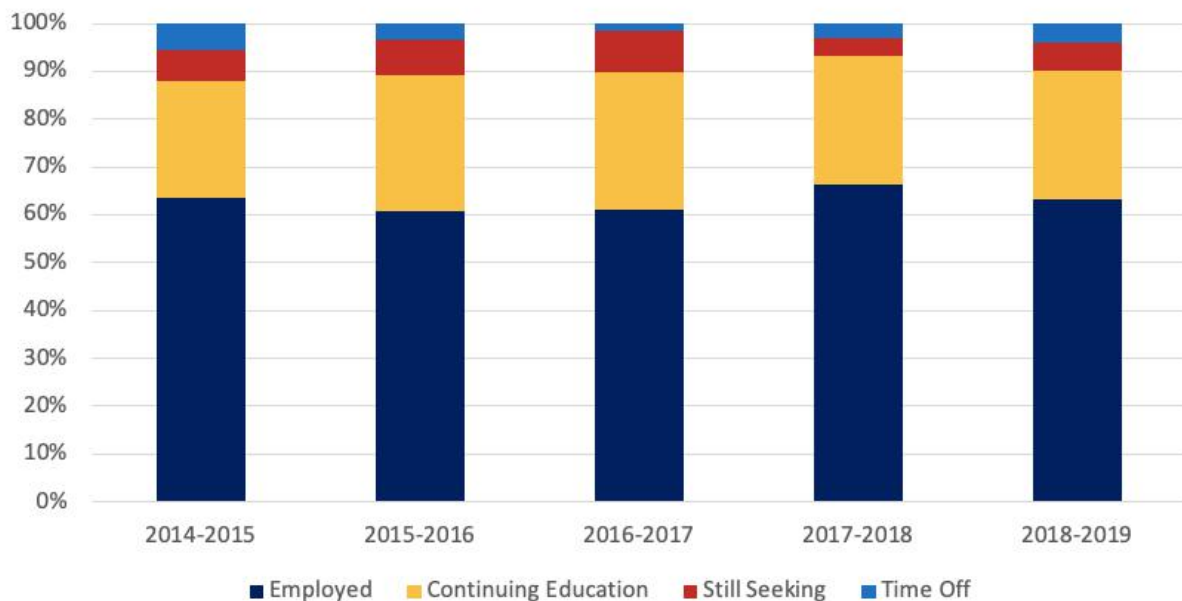


90%

of the 2018-2019 class are employed or continuing education. From those who reported, 65% are in Oklahoma.

- ▶ **95%** are in the United States
- ▶ **5%** are outside of the United States

Historical Outcome Data 2014-2018



STUDENT VETERANS



THE UNIVERSITY of
TULSA
McKee Veteran Success Center

CONNECT

- ★ TU's *award-winning* Student Veteran Association is the *largest* SVA in Oklahoma

GROW

- ★ Over *50* veterans and *44* military-connected students on campus as of Spring 2020

SUCCEED

- ★ *100%* placement for 2018–2019 graduates



NATCON 2020 University President of the Year



In January 2020, TU President Dr. Gerard Clancy received this award from the National Student Veterans of America, an honor which has only been given four times in the past twelve years.

Kendall College of Arts and Sciences



TOP EMPLOYERS:

The University of Tulsa
Gilcrease Museum
Oklahoma Department of Human Services
Tulsa Ballet
Tulsa Public Schools



TOP SCHOOLS:

The University of Tulsa
Georgetown University
Oklahoma State University College of
Osteopathic Medicine
The University of Massachusetts at Amherst



It's been good to try and give back to communities that don't necessarily have all of the privileges we have.

- Donny Gross, BA, Music '20, BS, Chemical Engineering '20

Kendall College of Arts & Sciences Undergraduate Programs

Major	Total Graduates	# of International Students	Knowledge Rate (%)	% Employed	% Continuing Education	% Time Off	% Still Seeking
Anthropology	1	--	100%	0%	100%	0%	0%
Art	15	3	87%	69%	8%	23%	0%
Art History	6	1	100%	100%	0%	0%	0%
Arts Management	4	--	100%	100%	0%	0%	0%
Chinese Studies	1	--	100%	0%	100%	0%	0%
Communication	13	--	85%	82%	18%	0%	0%
Composition/BM	2	--	50%	0%	0%	100%	0%
Creative Writing	4	--	100%	50%	50%	0%	0%
Deaf Education	1	--	100%	100%	0%	0%	0%
Designed Area	2	--	50%	100%	0%	0%	0%
Economics	8	--	75%	17%	50%	17%	17%
Education	7	--	100%	86%	14%	0%	0%
Elementary Education	2	--	100%	100%	0%	0%	0%
English	12	1	92%	45%	45%	9%	0%
Environmental Policy	4	--	75%	67%	33%	0%	0%
Film Studies	10	--	60%	67%	33%	0%	0%
French	2	--	100%	100%	0%	0%	0%
History	11	1	73%	63%	38%	0%	0%
Instrumental/BM	2	1	100%	0%	100%	0%	0%
Instrumental/BME	3	--	100%	100%	0%	0%	0%
Media Studies	10	--	70%	71%	14%	14%	0%
Music	2	--	100%	50%	50%	0%	0%
Music/BA	7	1	86%	67%	17%	17%	0%
Musical Theatre	3	--	100%	100%	0%	0%	0%
Organizational Studies	7	--	86%	83%	0%	17%	0%
Philosophy	1	--	0%	--	--	--	--
Political Science	11	1	82%	33%	44%	0%	11%
Psychology	34	3	82%	46%	43%	11%	0%
Religion	3	--	100%	33%	33%	33%	0%
Russian Studies	1	--	100%	0%	100%	0%	0%
Sociology	4	1	100%	75%	25%	0%	0%
Spanish	4	--	100%	0%	100%	0%	0%
Theatre	4	--	100%	100%	0%	0%	0%
Voice	1	--	100%	100%	0%	0%	0%
Voice/BM	5	--	60%	0%	100%	0%	0%
Voice/BME	2	--	100%	100%	0%	0%	0%
Women's & Gender Studies	1	--	100%	100%	0%	0%	0%

Kendall College of Arts & Sciences Graduate Programs

Major	Total Graduates	# of International Students	Knowledge Rate (%)	% Employed	% Continuing Education	% Time Off	% Still Seeking
Anthropology	5	1	100%	60%	20%	0%	20%
Art	2	--	100%	100%	0%	0%	0%
Clinical Psychology	13	--	92%	42%	58%	0%	0%
Education	2	--	100%	100%	0%	0%	0%
English Language & Literature	5	--	80%	75%	25%	0%	0%
Fine Studies	1	--	100%	100%	0%	0%	0%
History	4	--	75%	67%	33%	0%	0%
Museum Science & Management	10	1	100%	80%	10%	10%	0%
Industrial/Organizational Psychology	5	--	100%	60%	20%	0%	20%
Women's & Gender Studies	1	--	100%	100%	0%	0%	0%

Number of Graduates:*

222



Knowledge Rate:

86%

Average Salary:

\$43,616



Career Outcome Rate:

98%



*Number of actual graduates not accounting for double majors within college

ALUMNUS



Kirk Johnson

CPO, Chemex Modular LLC
MA, I/O Psychology - Class of 1990



It was an honor both being accepted to The University of Tulsa and graduating with a Masters in I/O Psychology. Having worked my way through school, I truly appreciated the focus and attention to detail that the professors I learned under committed to me and my fellow students. I was fortunate to come back and speak to a group of I/O graduate students several years ago and it's apparent the same focus and commitment to a great learning environment is still there, if not even better. As the HR world continues to focus more and more on strategy, engagement, and learning/development, it's hard to imagine a program more fit for the development of future HR/business leaders than that of the I/O program at The University of Tulsa.

College of Engineering and Natural Sciences



TOP EMPLOYERS:

Aramco
Halliburton
Zeeco
Honeywell
The University of Tulsa
Flight International Safety
Foundation Energy Company
Schlumberger
Turkish Petroleum
Occidental Petroleum Corporation
Cimerax Energy



TOP SCHOOLS:

The University of Tulsa
The University of Oklahoma
China University of Petroleum
Massachusetts Institute of Technology
Oklahoma State University
Oregon State University
OU/TU School of Community Medicine
University of Southern California
Kansas City University



I've tried to get involved in a lot of areas, realizing that school is extremely important, but I can also learn and gain so many other tools from different organizations.

- Emma Hug, BS, Mechanical Engineering '18



College of Engineering & Natural Sciences Undergraduate Programs

Major	Total Graduates	# of International Students	Knowledge Rate (%)	% Employed	% Continuing Education	% Time Off	% Still Seeking
Applied Math	10	5	90%	33%	56%	0%	11%
Biochemistry	22	5	95%	19%	52%	19%	10%
Biological Science	2	1	100%	0%	50%	50%	0%
Biology	24	--	88%	14%	81%	5%	0%
Chemical Engineering	37	15	89%	55%	18%	6%	21%
Chemistry	6	1	100%	33%	50%	17%	0%
Computer Simulation & Gaming	8	--	88%	86%	14%	0%	0%
Computer Science	35	6	80%	36%	46%	0%	18%
Electrical & Computer Engineering	5	1	80%	50%	50%	0%	0%
Electrical Engineering	21	6	95%	85%	15%	0%	0%
Engineering Physics	2	--	100%	0%	100%	0%	0%
Geophysics	5	3	80%	50%	50%	0%	0%
Geosciences	5	3	80%	25%	25%	25%	25%
Information Technology	7	4	57%	75%	25%	0%	0%
Mathematics	20	6	85%	18%	65%	12%	6%
Mechanical Engineering	60	23	88%	57%	19%	4%	19%
Petroleum Engineering	72	42	89%	69%	27%	0%	2%
Physics	4	--	100%	0%	50%	25%	25%



College of Engineering & Natural Sciences Graduate Programs

Major	Total Graduates	# of International Students	Knowledge Rate (%)	% Employed	% Continuing Education	% Time Off	% Still Seeking
Applied Math	3	2	100%	67%	33%	0%	0%
Biological Science	3	--	100%	33%	67%	0%	0%
Chemical Engineering	3	3	67%	50%	50%	0%	0%
Chemistry	7	3	86%	100%	0%	0%	0%
Computer Engineering	4	--	100%	75%	25%	0%	0%
Computer Science	26	7	62%	63%	31%	0%	6%
Cyber Security	1	--	100%	100%	0%	0%	0%
Electrical Engineering	2	1	50%	100%	0%	0%	0%
Geosciences	6	3	50%	100%	0%	0%	0%
Mathematics	4	1	100%	50%	50%	0%	0%
Mechanical Engineering	14	6	86%	75%	25%	0%	0%
Petroleum Engineering	29	26	83%	63%	21%	0%	17%
Physics	2	2	100%	100%	0%	0%	0%

Number of Graduates:*

428



Knowledge Rate:

85%

Average Salary:

\$72,918

Career Outcome Rate:

90%



*Number of actual graduates not accounting for double majors within college

ALUMNUS



Sanjay D. Meshri

Managing Director, ARC
BA, Chemical Engineering - Class of 1992

”

At TU, they know your name, what you've done that summer, what you're studying – they know more about the whole person.

Oxley College of Health Sciences



TOP EMPLOYERS:

Saint Francis Hospital
St. John Medical Center
Hillcrest Medical Center



TOP SCHOOLS:

The University of Tulsa
Arizona State University
Oral Roberts University
University of Colorado
University of Oklahoma



”

At TU, I had the opportunity to sit with my professors in person, practice my skills in the Lawson Family Nursing Simulation Center and Skills Lab, and get excellent experience in my TU-arranged clinical rotations.

- Alex Button, DNP '19

Oxley College of Health Sciences Undergraduate Programs

Major	Total Graduates	# of International Students	Knowledge Rate (%)	% Employed	% Continuing Education	% Time Off	% Still Seeking
Athletic Training	4	--	100%	0%	100%	0%	0%
Exercise and Sports Science	20	2	75%	27%	60%	13%	0%
Nursing	21	1	90%	89%	5%	5%	0%
Speech Pathology	6	--	100%	17%	83%	0%	0%
Speech Pathology/Audio	2	--	100%	50%	0%	50%	0%

Oxley College of Health Sciences Graduate Programs

Major	Total Graduates	# of International Students	Knowledge Rate (%)	% Employed	% Continuing Education	% Time Off	% Still Seeking
Athletic Training	3	1	33%	100%	0%	0%	0%
Speech Pathology	14	1	71%	100%	0%	0%	0%

Number of Graduates:
70



Knowledge Rate:
81%

Average Salary:
\$51,165

Career Outcome Rate:
100%



ALUMNA



Angela Martindale, Ph.D., RN

Clinical Assistant Professor of Nursing,
The University of Tulsa
BSN, Nursing - Class of 2009



Graduating from TU has played a huge role in my current successes. I began developing working relationships, friendships, and mentorships during my studies and these relationships have helped me pursue graduate school, state and national leadership opportunities, and now as a current faculty member in the Oxley College of Health Sciences. The ability to be adaptable through change has been one of the most important skill sets that I learned as a student at TU.

COLLINS COLLEGE OF BUSINESS

The Business Career Center of the Collins College of Business acquired first-destination career outcomes for business students and reports outcomes in accordance with The Association of Collegiate Schools of Business (AACSB) in addition to the National Association of Colleges and Employers (NACE). The Business Career Center is committed to assisting students in career planning and development.



TOP EMPLOYERS:

Phillips 66
Paycom
Verizon
BOK Financial
ONEOK



TOP SCHOOLS:

The University of Tulsa
The University of Tulsa College of Law
The University of Texas - Austin
Boston University
Rice University



TU gave me an opportunity to be a leader and to enhance my communication and delegation skills. Because of TU, I feel confident that I will be successful in the real world.


- Kaitlin Karcher, BSBA '18, MAcc '19



Collins College of Business Undergraduate Programs

Major	Total Graduates	# of International Students	Knowledge Rate (%)	% Employed	% Continuing Education	% Time Off	% Still Seeking
Accounting	29	5	97%	57%	36%	4%	4%
Computer Information Systems	22	4	118%	85%	0%	0%	15%
Economics	11	2	18%	0%	50%	50%	0%
Energy Management	18	1	111%	85%	15%	0%	0%
Finance	44	12	80%	54%	37%	6%	3%
Management	33	2	82%	63%	30%	0%	7%
Marketing	20	--	75%	80%	7%	0%	13%

Note: Knowledge rates over 100% account for graduates with double majors within the college



Collins College of Business Graduate Programs

Major	Total Graduates	# of International Students	Knowledge Rate (%)	% Employed	% Continuing Education	% Time Off	% Still Seeking
Juris Doctor/Master of Business Administration	1	--	100%	100%	0%	0%	0%
Master of Accountancy	15	2	100%	93%	7%	0%	0%
Master of Business Administration	34	1	88%	93%	7%	0%	0%
Master of Energy Business	23	--	87%	100%	0%	0%	0%
Master of Science in Business Analytics	7	6	100%	100%	0%	0%	0%
Master of Science in Finance	1	--	100%	100%	0%	0%	0%
Master of Science in Quantitative Finance	4	3	100%	100%	0%	0%	0%

Number of Graduates:

262



Knowledge Rate:

89%

Average Salary:

\$71,888



Career Outcome Rate:

96%



ALUMNA



Caron Lawhorn

Senior Vice President & CFO, ONE Gas
BSBA, Accounting - Class of 1983

”

On being named a Distinguished Alumna, Lawhorn said, “I’m very honored, and it’s completely unexpected. I’m in great company this year and with those who have gone before. I just couldn’t be more proud to be associated with TU. The university continues to excel at educating students and preparing them for the world.”



THE UNIVERSITY *of*
TULSA

FIRST DESTINATION SURVEY Supplemental Data

2018-2019

Christy M. Caves, Executive Director
Melissa J. Radford, Associate Director

The University of Tulsa 2018-2019 Hiring Employers

49 Holdings, LLC
ABB, Inc.
Abu Dhabi National Oil Company
Adams PARC Post Acute Recovery Center
Advanced NeuroSolutions
Aegion Corporation
American Electric Power Company, Inc.
Air Liquide
All American Softball Instruction
ALL Consulting, LLC
American Century Investment Services, Inc.
American Humane
American Income Life Insurance Company
American Payroll Association
APS FireCo
Argus Consulting, Inc.
Austin Spurs
Avis Budget Group
Bazaarvoice, Inc.
Belcan
Berexco, LLC
Bixby High School
Biztechnosys Infotech
Boeing
BOK Financial
Bomanite
Borets International
BoxLunch
BP Energy
Bristow Public Schools
Broken Arrows Public Schools
Brothers and Company
Burns & McDonnell
Caballo Loco Midstream
Capital One
Carilion Roanoke Memorial Hospital
Casino Cash Trac
CBRE Group, Inc.
Centennial Resource Development
Cerner Corporation
Charles Schusterman Jewish Community Center
Cherokee CRC, LLC
Cherokee Nation Businesses
Chevron Corporation
Chick-fil-A Corporate
Cimarex Energy
City of Tulsa
Claremore High School
Cleveland Browns
CMC Solutions
Congnascents Consulting Group
Colorado Rockies Baseball Club
Colorado School of Mines
Colsa Corporation
Columbine Logging
Community Service Council
ConocoPhillips
Constein & Associates
Corva LLC
Cox Communications
Cox Health
CymSTAR
Cytokinetics, Inc.
Cytovance Biologics
Daily Thermetrics
Dartmouth College
Deloitte
Delta Gamma
Denton Independent School District
Department of Defense
Disney World
DJ Connection
Domestic Violence Intervention Services
Durham VA Health Care System
DXC Technology
Eagle Energy Exploration
EASi an Aerotek Company
Edison Preparatory School
Eide Bailly LLP
Enercon
EnLink Midstream, LLC
Enovation Controls
Enterprise Holdings, Inc.
Ernest & Julio Gallo Winery
Escrypt
Excalibur Intl.
EY LLP
Fair Fellow Coffee Roasters
Family and Children's Services
FANATICUS
FlightSafety International
Foundation Energy Management, LLC
Francis Renewable Energy
Gallagher
General MicroSystems
George Kaiser Family Foundation
Gilcrease Museum
Google
Grant Thornton, LLP
Great Southern Technologies
Greenheck Fan Corporation
Griffin Communications, LLC
Groves Dentistry
Guardhat
Halker Consulting
Halliburton
Hilcorp Energy Company
Hillcrest Medical Center
Hilti
Hodges Bend
Hogan Assessments
HoganTaylor, LLP
Holbrook Campbell Lawson
Holland Hall
HollyFrontier Corporation
Honeywell International, Inc.
Howe Films
I AM Yoga+Wellness Tulsa
IBM
ICSI
Idaho National Laboratory
IIB
Indian Institute of Science
Indian Nations Council of Governments
Intel Corporation
International Finance Corporation
International Insurance Brokers
Iowa Office of the State Archaeologist
J.M. Premier Construction
JaGee Holdings
Jimmy John's
JKC
JoCo
Kaiser-Francis Oil Company
Kansas State University
Kelkar & Associates
Kinder Morgan
Koch Industries, Inc.
Koch Industries, Inc. - Flint Hills Resources
Kuwait Oil Company
Kuwait University
L3Harris Technologies
Langan Engineering & Environmental Services
Laureate Institute for Brain Research
Legacy Financial Group
Livesay Orchards
Living Arts of Tulsa
Lockheed Martin
Lowe's

The University of Tulsa 2018-2019 Hiring Employers

Lume Videography
LunarG, Inc.
MacArthur Elementary School
Matador Resources
Matthews Ford
Melia Advisory Group
Merrick and Company
Merrill Lynch
Methodist Hospital
Midtown School of Performing Arts
Millenium Corporation
MIRATECH
Morgan Stanley
Motivate Dance
Mounds Public Schools
MPW Engineering
Mulvane Art Museum
Muncie Power Products, Inc.
NASA
National Parks Service
Nebo Agency, LLC
NEO Orthopedics & Rehabilitation
Newell Brands
NORDAM
Northeastern State University
Northwestern Mutual
NOV Tuboscope
NSWCDD
NXT Nano
Occidental Petroleum Corporation
Office of the Comptroller of The
Currency
Oklahoma City VA Health Care
System
Oklahoma Compliance Testing Lab
Oklahoma Department of Human
Services
Oklahoma State University
Oklahoma Surgical Hospital
Okmulgee Public Schools
Oympia Prep
Omni Air International
Onassis Public Schools
ONE Gas, Inc.
ONEOK, Inc.
Overseas Leisure Group
Ovinitiv Services, Inc.
Paisan Logistics
PAM Rehabilitation Hospital
Paycom
Penn Medicine
PennWell
Petronas
Philbrook Museum of Art
Phillips 66
Physical Rehab Center of Tulsa
Pittsburg State University
PLC Vessel Russia
Preston Hollow Presbyterian
Church
PwC
Pymetrics
QCI
Reformed University Fellowship
Register of Electrical Contractors
of Ireland
Revature
Riley Permian
Rimrock Resource Operating
Riverfield Country Day School
Rogers State University
Ruckus Energy
Rule4
Saint Francis Health System
Saudi Aramco
Schlumberger
Security Title, Inc.
SeniorVu, LLC
Sequoyah Middle School
Shell
Siena Natural Resources
Skiatook Journal
SL Alabama
Sol Systems
Sphere 3 Environmental
Spherexx
Spinoff Records
Spring Creek Elementary School
Springdale Elementary
SSM Health
St. John Medical Center
St. Louis Children's Hospital
StartUp
Stinnett & Associates
Stotts, Archambo, Mueggenborg &
Barclay
Stronghold Resources Partners
Stryker
Student Mobilization Inc.
Sulzer Chemtech
Tenaska, Inc.
Terracon Consultants
Texas Pacific Land Trust
The Export Import Bank of China
The University of Tulsa
The University of Tulsa Wesley
Foundation
Theatre Tulsa
THG Energy Solutions
Titan Sports and Performance Center
TMA Systems
Total Control Systems
TRC Companies
Tucson Electric Power
Tulsa Ballet
Tulsa Botanic Garden
Tulsa Community College
Tulsa County
Tulsa Debate League
Tulsa Public Schools
Tulsa School of Arts & Sciences
Tulsa Symphony
Turkish Petroleum
United Parcel Service of America, Inc.
Unit Petroleum
United Wholesale Mortgage
Uniti Group
University of Florida
VA Boston Healthcare System
Valliant Public Schools
Verizon
VITAS Healthcare
Volvo Car Corporation
Walmart
Warren Theatre
Washington University
Water Treatment Plant
Watson Elementary
Webco Tubing
Williams
Windstream
Wold AE
Wolters Kluwer
WPX Energy
WSP
XTO Energy, Inc.
Zayo Group, LLC
Zeeco, Inc.

The University of Tulsa 2018-2019 On-Campus Recruiters

4170 Trading
ABB, Inc.
AFSC/ENRW - Tinker Air Force Base
Airflo Cooling Technologies
Amarillo Police Department
American Electric Power Company, Inc.
Anadarko Petroleum Corporation
Anthem Service Dogs, Inc.
ANW Special Education Cooperative #603
ArdentMC
Arkansas Department of Human Services
Arkansas Teacher Corps
Arvest Bank
Ascension
Baker Hughes, a GE Company
BIS
BKD CPAs & Advisors
Black Forest Decor
BlueStone Natural Resources II, LLC
BOK Financial
Broken Arrow Public Schools
Brown University Master of Public Affairs Program at the Watson Institute
Buckman
Buffalo Specialities
Bureau of Ocean Energy Management
Camp War Eagle
Casino Cash Trac
CBRE Group, Inc.
CenturyLink
Chevron Corporation
Cimarex Energy
City of Tulsa
City Year
Coca-Cola Business Services North America
College Bound Academy
Command Center, Inc.
Community Food Bank of Eastern Oklahoma
Concho Resources
ConocoPhillips
Copart
Counseling & Recovery Services of Oklahoma
Cox Communications

Crescent Point Energy U.S. Corp
Crowe, LLP
CymSTAR LLC
CYNERGY
Dallas Police Department
Dayspring Community Services
Delaware Child Development/WCCCF
Dell Technologies
Deloitte
Devon Energy
Eide Bailly, LLP
Enterprise Holdings Inc.
Envoy Air, Inc.
EOG Resources, Inc.
Exterran Corporation
ExxonMobil Corporation
EY
Family Broadcasting Corporation
Farmers Insurance
FDIC - Federal Deposit Insurance Corporation
FlyingTee
Ford Audio-Video
Foundation Energy Management, LLC
Gainesville ISD
Gallagher
Google
Grand River Dam Authority
Grant Thornton, LLP
Griffin Communications, LLC
Halliburton
Helmerich & Payne, Inc.
Hertz Corporation
Hilcorp Energy Company
Hillcrest Medical Center
HoganTaylor, LLP
HollyFrontier Corporation
Honeywell International, Inc.
Housing Authority of the City of Tulsa
Idaho National Laboratory - Battelle Energy Alliance, LLC
Imagenet Consulting
Inceed
Industry Advisory Board - Petroleum Engineering
Ingredient Incorporated
Institute of Internal Auditors - Tulsa Chapter
International Insurance Brokers, Ltd.
Japan Exchange & Teaching (JET) Program

JMA Energy Company
JoCo
Johns Hopkins University Applied Physics Laboratory
Kansas City Fellows
Kansas City Missouri Public Schools
Kersten's Antiques & Curio's, LLC
Kimray, Inc.
Koch Industries, Inc.
Kohl's Corporation
L3Harris Technologies, Inc.
Langston University
LegalShield Corporate Office
Magellan Midstream Partners, LP
Marine Corps Officer Program - Oklahoma
Matador Resources Company
McElroy Manufacturing
Melton Truck Lines
Mercy Hospital
Missouri State Highway Patrol
Modern Woodmen of America
Modine Manufacturing Company
Murphy-Hoffman Company (MHC Kenworth)
N.O.C.A.
National Oceanic and Atmospheric Administration
National Security Agency
NAVAIR
Naval Surface Warfare Center Dahlgren Division
Navy Cyber Warfare Development Group
New York Life Insurance Company HQ
Newfield Exploration
NGL Energy Partners
Northeastern State University
Northwest Health
Northwestern Mutual
Northwestern Mutual Financial Network
Nova Smart Security
OakTree Staffing
Occidental Petroleum Corporation
Oklahoma Air National Guard
Oklahoma Department of Human Services
Oklahoma Insurance Department
Oklahoma Medical Research Foundation
Oklahoma Society of CPAs Tulsa Chapter
Oklahoma State University
ONE Gas, Inc.
ONEOK, Inc.

The University of Tulsa 2018-2019 On-Campus Recruiters

Otis Elevator Company	SSelect Medical Corporation	Total Medical Personnel Staffing	University of Oklahoma - Norman Campus
Ovinitiv Services, Inc.	Sequoyah Technologies	Trinity Consultants	University of Oklahoma - Tulsa Campus
Owasso Army Career Center	Shangri-La Resort	Trust Women - Wichita	U.S. Army Corps of Engineers - Tulsa District
Palo Verde Unified School District	Sonic Drive-In	TTCU	U.S. Customs and Border Protection (Heartland Region)
ParFab Field Services	Southwest Power Pool	Tulsa County	Vector Marketing
Parker University	Spherexx	Tulsa Health Department	Verizon
Paycom	Springfield Police Department	Tulsa Police Department	Waterfield Energy
Penske Truck Leasing	Stan Johnson Company	Tulsa Public Schools	Weatherford
Phillips 66	Stinnett & Associates	Tulsa Regional Schools	Webco Industries, Inc.
Prism Medical Products, LLC	Stonebridge Consulting	U.S. Customs and Border Protection	Wichita State University
ProScribe	Stotts, Archambo, Mueggenborg & Barclay, PC	U.S. Department of State	Williams
Reading Partners	Substitute Electronics	U.S. Navy Recruiting District - Officer Programs	WPX Energy
Red River Community Corps/American Corps	Targa Resources	Unit Corporation	XRG Technologies
Relay Graduate School of Education	Target1	United Rentals, Inc.	Yellowstone Theological Institute
Renewal By Andersen, LLC	Tenstreet	United States Census Bureau DARCC	Youth Villages
Revitalize T-Town	Texas Capital Bank	United States Marine Corps	Zayo Group, LLC
Rogers State University MBA Program	The Love Station, Inc.	University of Arkansas - Fayetteville	Zeeco, Inc.
RoviSys	The University of Tulsa	University of Oklahoma - Health Sciences Center	
Saint Francis Health System	Tinker Air Force Base Civilian Employment		
Schlumberger			

The University of Tulsa 2018-2019 Graduate Schools

The following are the schools that TU graduates committed to over the 2018-2019 academic year for post-graduate studies.

Arizona State University	Oral Roberts University	The University of Texas
Baylor College of Medicine	Oregon State University	The University of Tulsa - College of Law
China University of Petroleum Beijing	OU/TU School of Community Medicine	The University of Tulsa
Colorado School of Mines	Princeton University	University of Bremen
Colorado State University	Saint Louis University	University of California
Georgetown University	Southern Methodist University	University of Central Missouri
Harvard University	Southwestern Oklahoma State University	University of Colorado
Indiana University - Purdue University Indianapolis	Texas A&M	University of Florida
Kansas City University	Texas Tech University	University of Michigan
Kansas City University of Medicine and Biosciences	The University of Houston	University of Nebraska Medical Center
Massachusetts Institute of Technology	The University of Iowa Tippie College of Business	University of Southern California
New York University	The University of Massachusetts at Amherst	Virginia Commonwealth University
Oklahoma State College of Osteopathic Medicine	The University of Melbourne	Worcester Polytechnic Institute
Oklahoma State University	The University of Oklahoma	
Oklahoma State University - Tulsa	The University of Oklahoma School of Law	